

I FIUMI ST

Design Claudio Silvestrin

Sistema modulare di contenitori base sospesi senza maniglia.

Gli smussi superiori a 45° di frontali e pannelli terminali consentono di ospitare il piano, anch'esso con smussi a 45° su 3 lati (una volta alloggiato il piano, non si vede lo spessore che resta "annegato" tra gli smussi dei mobili).

Impugnatura per apertura cassetto dalla parte inferiore del frontale.

I contenitori base sono disponibili in versione da appoggio o sospesi. Non è possibile realizzare contenitori provvisti di maniglia.

Piano (1)

Realizzato con smusso a 45° su 3 lati per consentirne l'accosto a scomparsa sugli smussi superiori dei mobili.

SPESORE: 20 mm

PROFONDITÀ: 531 mm

LAVABI COMPATIBIL: soprapiano da appoggio / soprapiano da incasso / sottopiano da incasso / filopiano stampato.

Contenitore (2)

Realizzato nella stessa finitura dei frontali.

SILCOLAK: in pannelli di particelle di legno MDF medium density spessore 19 mm laccato texturizzato fine opaco.

LEGNO: in pannelli di particelle di legno MDF medium density spessore 19 mm impiallacciati con tranciato di legno spessore 0,6 mm, bordo legno spessore 1 mm.

ALTEZZA FIANCO: 400 mm (compatibili con lavabi soprapiano da appoggio / soprapiano da incasso / sottopiano da incasso / filopiano stampato).

PROFONDITÀ FIANCO: 530 mm.

PROFONDITÀ CON FRONTALE: 530 mm.

LARGHEZZA MODULO: 600 - 900 mm.

Ante e frontali (3)

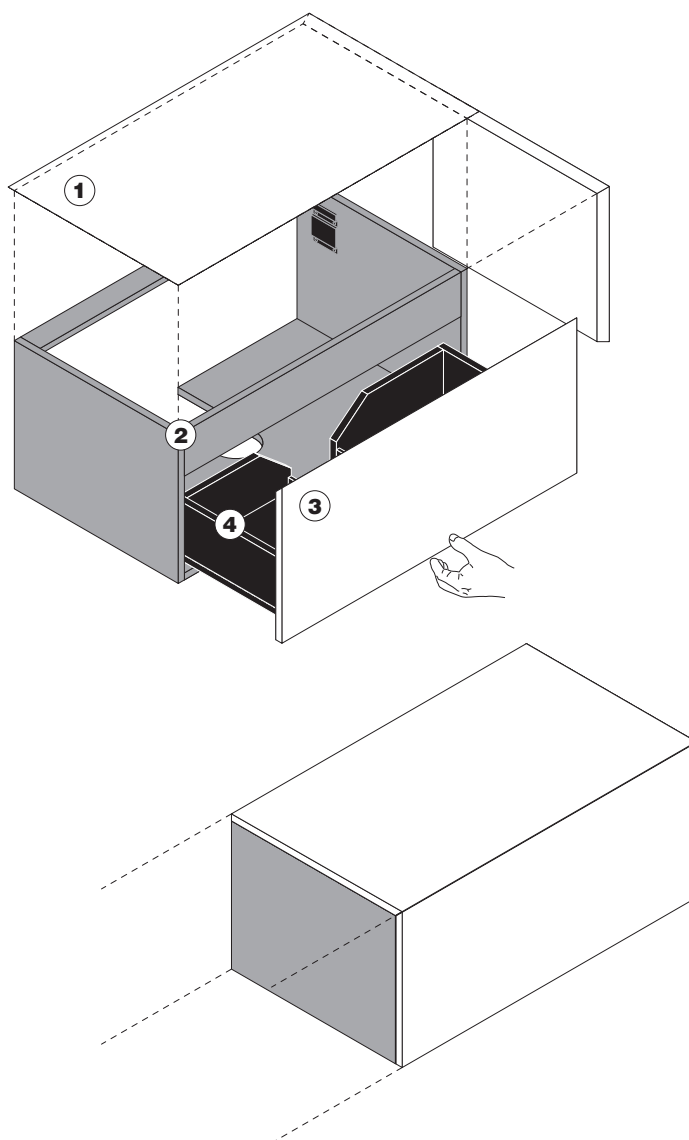
Spessore 19 mm realizzata in pannello di particelle di legno MDF medium density laccato texturizzato fine opaco (SILCOLAK) o impiallacciato con tranciato di legno spessore 0,6 mm con bordo legno spessore 1 mm (LEGNO).

Con smusso a 45° su tutti i lati. Impugnatura per apertura cassetto dalla parte inferiore del frontale.

Cassetti (4)

Sistema LEGRABOX, con spondine laterali e posteriore in metallo verniciato in colore nero opaco. Fondo in nobilitato nero.

Frontale cassetti interni in finitura contenitore.



FINITURA FRONTALI E
CONTENITORI

COLORI / ESSENZE

SILCOLAK



521
Bianco
Siberia



523
Ostrica



524
Grigio Luton



525
Ghiaia



526
Fieno



527
Corda



528
Limo



529
Ardesia



530
Abisso



531
Nero Intenso

LEGNO



049
Rovere



033
Rovere
cenere



076
Rovere grafite



334
Ecowood Xilo
2.0 Planked
Sand (18.22)



335
Ecowood Xilo
2.0 Planked
Grey (18.23)



333
Ecowood Xilo
2.0 Striped
Black (18.04)

LEGNO SELECTION



337
Olmo
americano



048
Noce colore



093
Noce
canaletto U.S.



101
Rovere
affumicato



FINITURA PIANI	COLORI / ESSENZE	LAVABI																
<p>CRISTALPLANT® - H 20 mm</p> <p>Bianco</p>																		
<p>CORIAN® - H 20 mm</p> <p>173 Bianco</p>																		
<p>PIETRA - MARMO - GRANITO - H 20 mm</p>	<table border="0"> <tr> <td> A</td> <td> A</td> <td> B</td> <td> C</td> <td> D</td> <td> D</td> <td> E</td> <td> E</td> </tr> <tr> <td> E</td> <td> E</td> <td> E</td> <td> E</td> <td> E</td> <td> E</td> <td></td> <td></td> </tr> </table>	A	A	B	C	D	D	E	E	E	E	E	E	E	E			
A	A	B	C	D	D	E	E											
E	E	E	E	E	E													
<p>COMPOSITO DEKTON® - H 20 mm</p>	<table border="0"> <tr> <td> D</td> <td> D</td> <td> E</td> <td> E</td> <td> E</td> <td> E</td> <td> E</td> <td> E</td> </tr> </table>	D	D	E	E	E	E	E	E									
D	D	E	E	E	E	E	E											
<p>COMPOSITO MDI - H 20 mm</p>	<table border="0"> <tr> <td> E</td> <td> E</td> </tr> </table>	E	E															
E	E																	

I FIUMI ST

Design Claudio Silvestrin

Wall hung, modular base units without handle.

The 45° angled sections of front and end panels house the top, which has 45° edges on 3 side (the cabinet edges cover the top thickness).

The drawer can be opened through the lower side of the front.

Base units can be wall hung or floor-mounted. Units with handle are not available.

Top (1)

Tops have 45° edges on 3 sides, to match upper edges of front and end panels in finish, in order to make the top thickness not visible.

THICKNESS: 20 mm

DEPTH: 531 mm

COMPATIBLE WASHBASINS: top-mounted / built-in / under-mounted / moulded flush-mounted.

Unit (2)

Made of in the same finish as front panels.

SILCOLAK: MDF medium density fibres board, 19 mm. thick, matt fine lacquered textured.

WOOD: made of 19 mm thick MDF medium density fibres board, veneered with 0,6 mm thick wood veneer; 1 mm thick wood edge.

SIDE PANEL HEIGHT: 400 mm (compatible with top-mounted, built-in, under-mounted and moulded flush-mounted washbasins).

SIDE PANEL DEPTH: 530 mm.

DEPTH INCLUDING DOOR: 530 mm.

MODULE WIDTH: 600 - 900 mm.

Doors and front panels (3)

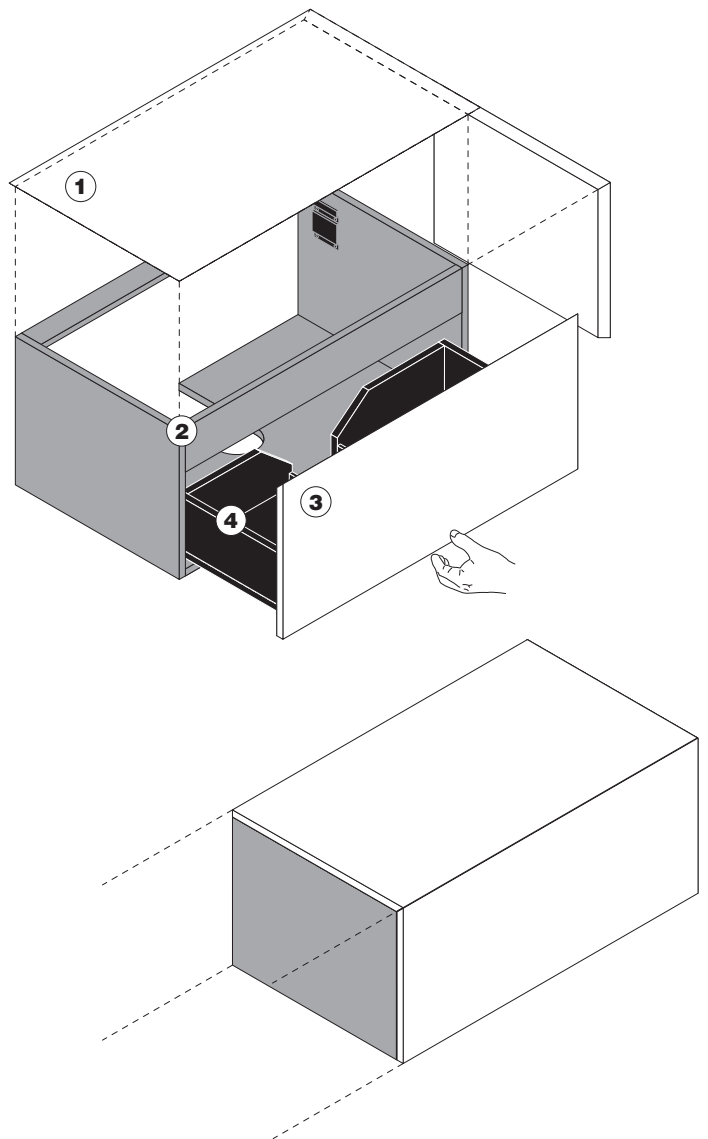
Thickness 19 mm in MDF medium density wood particle panels, matt lacquered, fine textured (SILCOLAK) or veneered with 0,6 mm thick wood veneer, with 1 mm thick wood edge (WOOD).

45° edges on all sides. The drawer can be opened through the lower side of the front.

Drawers (4)

LEGRABOX series with sides and back in varnished matt black metal. Bottom in black melamine.

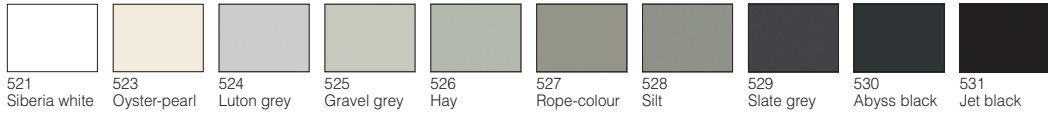
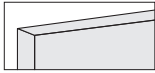
Front of internal drawers in same finish as carcass.




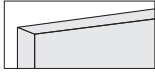
FRONT PANEL AND
UNIT FINISH

COLOURS / SPECIES

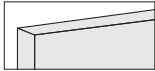
SILCOLAK



WOOD



WOOD SELECTION



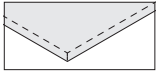


TOPS FINISH

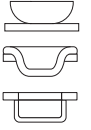
COLOURS / SPECIES

WASHBASINS

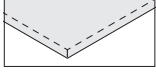
CRISTALPLANT® - H 20 mm



White



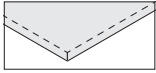
CORIAN® - H 20 mm



173
White



STONE - MARBLE - GRANITE - H 20 mm



240
White Carrara
marble



250
Serena stone



199
Absolute black
Zimbabwe
granite



257
Quartzite
Silver



261
Emperador
Dark marble



254
Black Cosmic
granite



259
Quartzite
Calacatta



260
Grey Stone
marble



272
Gris du
Marais marble



273
Pietra d'Avola
stone



274
Crema
d'Orcia stone.



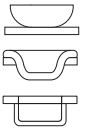
266
White Carrara
marble
Lithoverde®



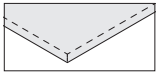
265
Gris du
Marais marble
Lithoverde®



267
Pietra
d'Avola stone
Lithoverde®



DEKTON® COMPOSITE - H 20 mm



455
Edora beige



453
Sirius black



454
Zenith white



451
Strato grey



459
Galema
brown



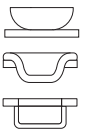
461
Domoos



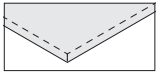
462
Keranium



460
Kelya



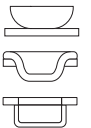
MDI COMPOSITE - H 20 mm



231
Devon



232
Surrey



I FIUMI ST

Design Claudio Silvestrin

Système modulaire de bases suspendues sans poignée.

Les chanfreins supérieurs à 45° de façades et panneaux d'extrémité permettent de recevoir le plan, lui aussi avec chanfreins à 45° sur 3 côtés (une fois le plan logé, l'épaisseur qui reste "noyée" entre les chanfreins des meubles ne se voit pas).

Prise de main pour ouverture tiroir de la partie inférieure de la façade.

Les caissons base sont disponibles en version d'appui ou suspendus. Il n'est pas possible de réaliser des caissons avec poignée.

Plan (1)

Réalisé avec chanfrein à 45° sur tous les côtés pour permettre la juxtaposition escamotable sur les chanfreins supérieurs des meubles.

ÉPAISSEUR: 20 mm

PROFONDEUR: 531 mm

LAVABOS COMPATIBLES: sur plan d'appui / sur plan à encastrer / sous plan à encastrer / affleurant moulé.

Caisson (2)

Réalisé dans la finition des façades.

SILCOLAK: en panneaux de particules de bois MDF medium density épaisseur 19 mm laqué avec texture fine mate.

BOIS: en panneaux de particules de bois MDF medium density épaisseur 19 mm plaqués avec bois tranché épaisseur 0,6 mm, chant bois épaisseur 1 mm.

HAUTEUR CÔTÉ: 400 mm (compatibles avec lavabos sur plan d'appui / sur plan à encastrer / sous plan à encastrer / affleurants moulés).

PROFONDEUR CÔTÉ: 530 mm.

PROFONDEUR AVEC FAÇADE: 530 mm.

LARGEUR MODULE: 600 - 900 mm.

Portes et façades (3)

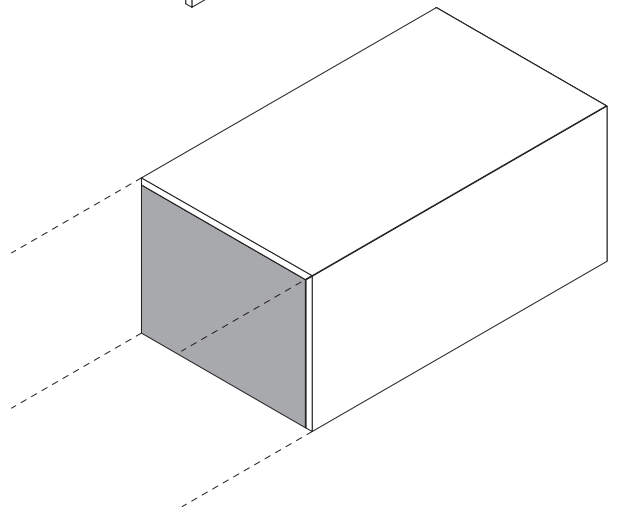
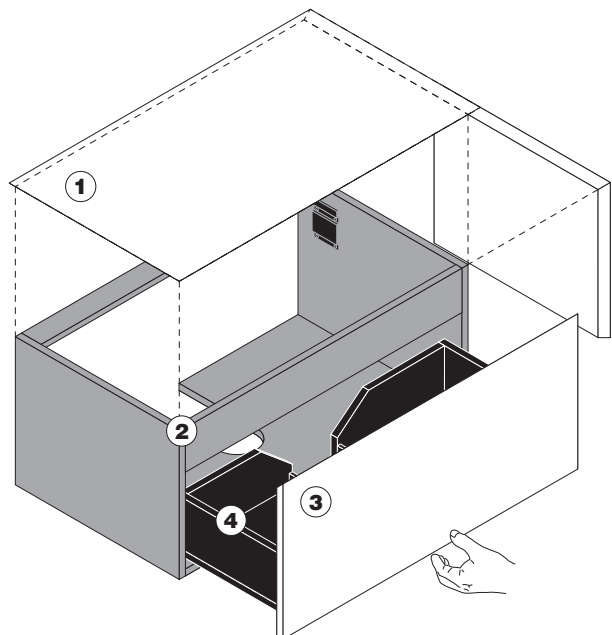
Épaisseur 19 mm réalisé en panneau de particules de bois MDF medium density laqué avec texture fine mate (SILCOLAK) ou plaqué avec bois tranché épaisseur 0,6 mm avec chant bois épaisseur 1 mm (BOIS).

Avec chanfrein à 45° sur tous les côtés. Prise de main pour ouverture tiroir de la partie inférieure de la façade.

Tiroirs (4)

Système LEGRABOX, avec rebords latéraux et arrière en métal peint en couleur noir mat. Fond en mélaminé noir.


Façade tiroirs internes finition caisson.



FINITION FAÇADES
ET CAISSONS


COULEURS / ESSENCES

SILCOLAK



521 Blanc Sibérie 523 Hûtre 524 Gris Luton 525 Gravier 526 Foin 527 Corde 528 Limon 529 Ardoise 530 Noir abysse 531 Noir intense

BOIS



049 Chêne 033 Chêne cendré gris 076 Chêne graphite 334 Ecowood Xilo 2.0 Planked Sand (18.22) 335 Ecowood Xilo 2.0 Planked Grey (18.23) 333 Ecowood Xilo 2.0 Striped Black (18.04)

BOIS SELECTION



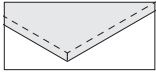
337 Orme Américain 048 Cœur de noyer 093 Noyer "canaletto" U.S. 101 Chêne fumé



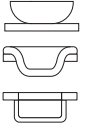
FINITION PLANS COULEURS / ESSENCES

LAVABOS

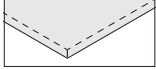
CRISTALPLANT® - H 20 mm



Blanc



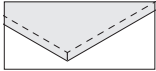
CORIAN® - H 20 mm



173
Blanc



PIERRE - MARBRE - GRANITE - H 20 mm



240
Marbre blanc
Carrara



250
Pierre Serena



199
Granite
Noir Absolu
Zimbabwe



257
Quartzite
Silver



261
Marbre
Emperador
Dark



254
Granite Black
Cosmic



259
Quartzite
Calacatta



260
Marbre Grey
Stone



272
Marbre Gris
du Marais



273
Pietra d'Avola



274
Pierre Crema
d'Orcia.



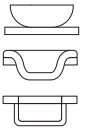
266
Marbre blanc
Carrara
Lithoverde®



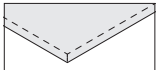
265
Marbre Gris
du Marais
Lithoverde®



267
Pietra d'Avola
Lithoverde®



COMPOSITE DEKTON® - H 20 mm



455
Beige Edora



453
Noir Sirius



454
Blanc Zenith



451
Gris Strato



459
Marron
Galema



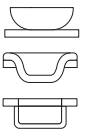
461
Domoos



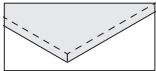
462
Keranium



460
Kelya



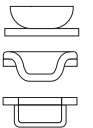
COMPOSITE MDI - H 20 mm



231
Devon



232
Surrey



I FIUMI ST

Design Claudio Silvestrin

Modulares System aus Hänge-Unterschrank ohne Griffe.
45° gewinkelte Front- und Abschlusspaneel ermöglichen den Einsatz der ebenfalls an drei Seiten 45° gewinkelten Waschtischplatte (nachdem diese zwischen den Abkantungen des Möbels "versenkt" wurde, ist deren Stärke nicht sichtbar).
Die Öffnung der Schublade erfolgt am unteren Teil des Frontpaneels.
Die Unterschranke sind als Hänge- oder Standelemente erhältlich. Griffe sind an diesen Schränken nicht möglich.

Waschtischplatte (1)

Aus an 3 Seiten 45° gewinkelter Platte, um den Einsatz zwischen den oberen Abkantungen des Möbels zu ermöglichen.

STÄRKE: 20 mm

TIEFE: 531 mm

KOMPATIBLE WASHBECKEN: Aufsatz-/ Einbau- von oben, /Unterbau- /und flächenbündige formgepresste Waschbecken.

Schrank (2)

In der gleichen Ausführung wie die Frontpaneel.

SILCOLAK: aus mattlackierten MDF-Faserplatten Stärke 19 mm mit feiner Textur.
HOLZ: aus MDF-Faserplatten Stärke 19 mm mit Holz furnier Stärke 0,6 mm, Holz kante Stärke 1 mm.

SEITENTEIL HÖHE: 400 mm (kompatibel mit Aufsatzbecken, Einbaubecken von oben, Unterbaubecken und flächenbündigen formgepressten Waschbecken).

SEITENTEIL TIEFE: 530 mm.

TIEFE MIT FRONTPANEEL: 530 mm.

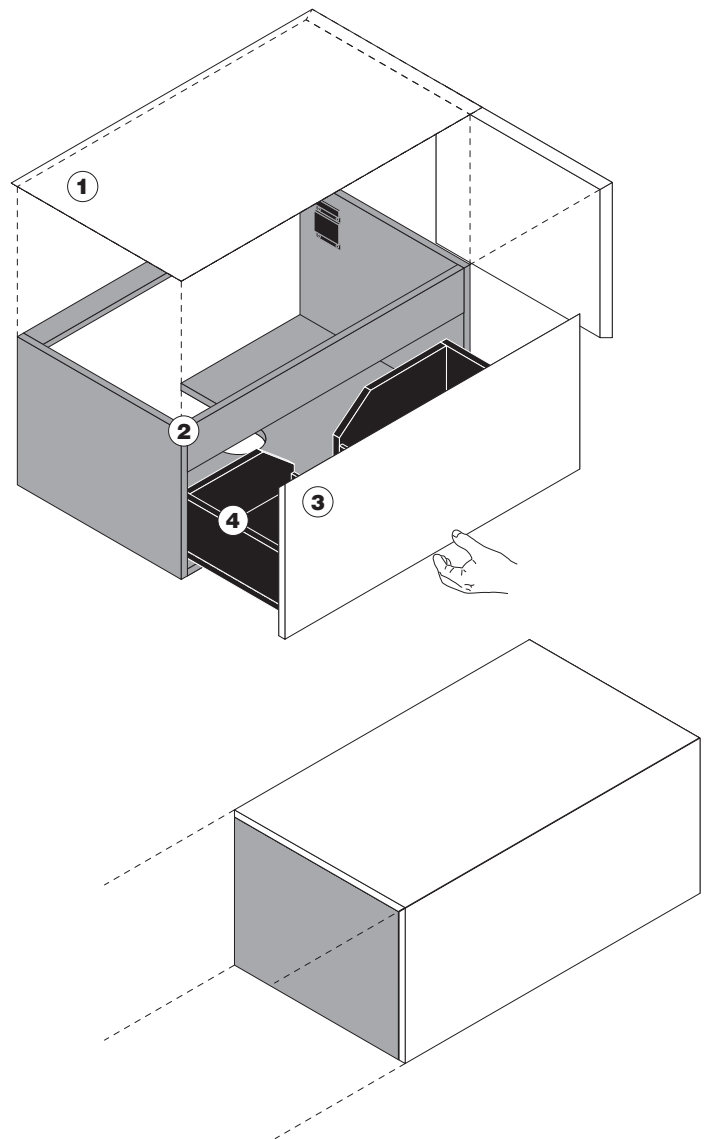
TIEFUND MIT FRONTTEIL: 600 - 900 mm.

Türen und Frontpaneel (3)

Stärke 19 mm, Paneel aus MDF-Holzspanplatten, matt lackiert, fein texturiert (SILCOLAK), oder Holz furnier Stärke 0,6 mm mit Holz kante Stärke 1 mm (HOLZ).
Mit 45° Kante an allen Seiten. Die Öffnung der Schublade erfolgt am unteren Teil der Frontpaneel.

Schubladen (4)

System LEGRABOX, mit rückseitiger Blende und Seitenblenden aus mattschwarz lackiertem Metall. Boden schwarze Melaminbeschichtung.
Frontpaneel der Innenschubladen Ausführung Schrankelement.




I FIUMI ST

ERHÄLTICHE AUSFÜHRUNGEN - ELEMENTE

AUSFÜHRUNG FRONTEN
UND SCHRANKELEMENTE

FARBEN / HOLZARTEN

SILCOLAK



521
Weiß Sibirien

523
Perlweiß

524
Grau Luton

525
Grau Schotter

526
Heu

527
Naturfarben

528
Schlamm

529
Ardoise

530
Völlig schwarz

531
Tiefschwarz

HOLZ



049
Eiche

033
Eiche
Aschgrau

076
Eiche
Grafitgrau

334
Ecowood Xilo
2.0 Planked
Sand (18.22)

335
Ecowood Xilo
2.0 Planked
Grey (18.23)

333
Ecowood Xilo
2.0 Striped
Black (18.04)

HOLZ SELECTION



337
Amerikanische
Ulme

048
Kern-
Nussbaum

093
Nussbaum
Canaletto
U.S.

101
Räuchereiche



AUFSATZBECKEN



EINBAUBECKEN
von oben



UNTERBAUBECKEN



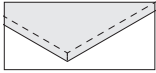
FLÄCHENBÜNDIG
formgepresst

AUSFÜHRUNG

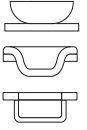
WASCHTISCHPLATTEN FARBEN / HOLZARTEN

WASCHBECKEN

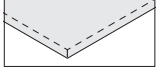
CRISTALPLANT® - H 20 mm



Weiß



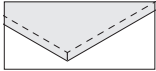
CORIAN® - H 20 mm



173
Weiß



STEIN - MARMOR - GRANIT - H 20 mm



240
Carrara-
Marmor weiß



250
Stein Serena



199
Granit
Tiefschwarz
Zimbabwe



257
Quartzit Silver



261
Marmor
Emperador
Dark



254
Granit Black
Cosmic



259
Quartzit
Calacatta



260
Marmor Grey
Stone



272
Marmor Gris
du Marais



273
Stein Pietra
D'Avola



274
Stein Crema
d'Orcia.



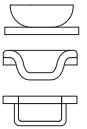
266
Marmor
weiß Carrara
Lithoverde®



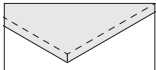
265
Marmor Gris
du Marais
Lithoverde®



267
Stein Pietra
D'Avola
Lithoverde®



AGGLOMERAT DEKTON® - H 20 mm



455
Beige Edora



453
Schwarz
Sirius



454
Weiß Zenith



451
Grau Strato



459
Braun Galema



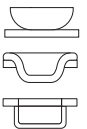
461
Domoos



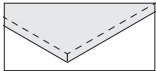
462
Keranium



460
Kelya



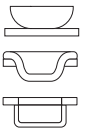
AGGLOMERAT MDI - H 20 mm



231
Devon



232
Surrey



I FIUMI ST

Design Claudio Silvestrin

Sistema modular de contenedores bases suspendidos sin tirador.

Los chaflanes superiores a 45° de frentes y paneles terminales permiten incluir la encimera, también con chaflanes 45° en los 3 lados (una vez puesta la encimera, no se ve el grosor que queda "ahogado" entre los chaflanes de los muebles).

Empuñadura para abrir el cajón en la parte inferior del frontal.

Los contenedores base están disponibles en versión de apoyo o suspendidos. No es posible realizar contenedores con tirador.

Encimera (1)

Realizada con chaflán a 45° en 3 lados para consentir su adosado escamoteable en los chaflanes superiores de los muebles.

GROSOR: 20 mm.

PROFUNDIDAD: 531 mm.

LAVABOS COMPATIBLES: sobre la encimera de apoyo / sobre la encimera de encaje / bajo la encimera de encaje / enrasado a la encimera moldeado.

Contenedor (2)

Elaborado en el mismo acabado de los frentes.

SILCOLAK: en paneles de partículas de madera MDF medium density grosor 19 mm lacado texturizado fino mate.

MADERA: de paneles de partículas de madera MDF, medium density de 19 mm de grosor chapados con chapas de madera de 0,6 mm de grosor, borde de madera de 1 mm de grosor.

ALTURA COSTADO: 400 mm (compatibles con lavabos sobre encimera apoyados, sobre encimera empotrados, bajo encimera empotrados y enrasados a la encimera moldeados).

PROFUNDIDAD COSTADO: 530 mm.

PROFUNDIDAD CON FRENTE: 530 mm.

ANCHURA MÓDULO: 600 - 900 mm.

Puertas y frentes (3)

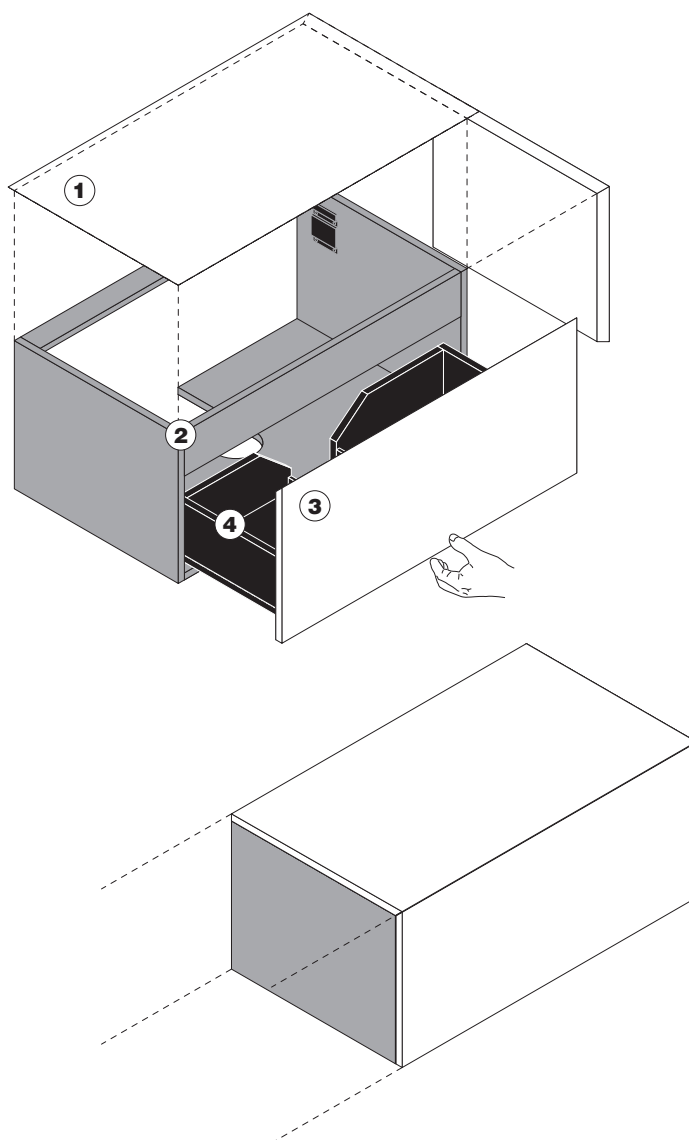
Grosor 19 mm realizado en panel de partículas de madera MDF medium density lacado texturizado fino mate (SILCOLAK) o chapado con chapa de madera grosor 0,6 mm con borde en madera grosor 1 mm (MADERA).

Con chaflán en 45° en todos los lados. Empuñadura para abrir el cajón en la parte inferior del frente.

Cajones (4)

Sistema LEGRABOX, con bordes laterales y posteriores en metal lacado en color negro mate. Fondo en melaminico negro.

Frente cajones internos en acabado mueble contenedor.

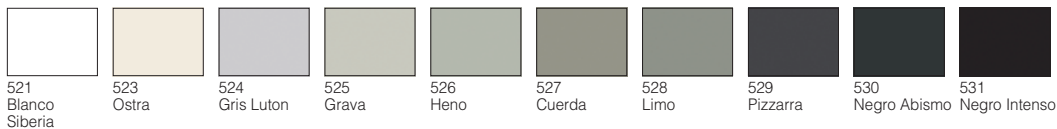


I FIUMI ST

ACABADOS REALIZABLES - MUEBLES

ACABADO FRENTES Y
MUEBLES CONTENEDORES COLORES / MADERAS

SILCOLAK



521 Blanco Siberia	523 Ostra	524 Gris Luton	525 Grava	526 Heno	527 Cuerda	528 Limo	529 Pizarra	530 Negro Abismo	531 Negro Intenso
--------------------------	--------------	-------------------	--------------	-------------	---------------	-------------	----------------	---------------------	----------------------

MADERA



049 Roble	033 Roble ceniza	076 Roble grafito	334 Ecowood Xilo 2.0 Planked Sand (18.22)	335 Ecowood Xilo 2.0 Planked Grey (18.23)	333 Ecowood Xilo 2.0 Striped Black (18.04)
--------------	---------------------	----------------------	--	--	---

MADERA SELECTION



337 Olmo americano	048 Alma de nogal	093 Nogal canaletto (americano) U.S.	101 Roble ahumado
--------------------------	-------------------------	---	-------------------------



SOBRE
ENCIMERA
apoyado



SOBRE
ENCIMERA
empotrado



BAJO
ENCIMERA
empotrado



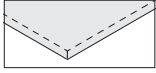
ENRASADO
A LA
ENCIMERA
moldeado

ACABADO
ENCIMERAS

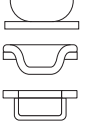
COLORES / MADERAS

LAVABOS

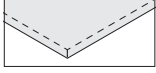
CRISTALPLANT® - H 20 mm



Blanco



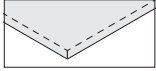
CORIAN® - H 20 mm



173
Blanco



PIEDRA - MÁRMOL - GRANITO - H 20 mm



240
Mármol
blanco
Carrara



250
Piedra
Serena



199
Granito Negro
Absoluto
Zimbabwe



257
Cuarcita
Silver



261
Mármol
Emperador
Dark



254
Granito Black
Cosmic



259
Cuarcita
Calacatta



260
Mármol Grey
Stone



272
Mármol Gris
du Marais



273
Pietra d'Avola



274
Piedra Crema
d'Orcia.



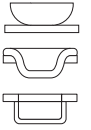
266
Mármol blanco
Carrara
Lithoverde®



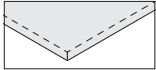
265
Mármol Gris
du Marais
Lithoverde®



267
Pietra d'Avola
Lithoverde®



COMPUESTO DEKTON® - H 20 mm



455
Beige Edora



453
Negro Sirius



454
Blanco Zenith



451
Gris Strato



459
Marrón
Galema



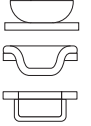
461
Domoos



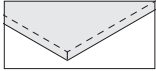
462
Keranium



460
Kelya



COMPUESTO MDI - H 20 mm



231
Devon



232
Surrey

