

# R.I.G. BATHROOM

Rudimentary Interior Geometry  
Design Mikal Harrsen

Sistema bagno componibile.

Il modulo è stato appositamente studiato per l'utilizzo nelle stanze da bagno, in modo da ottenere composizioni sia a parete che ad isola.

Per eventuali installazioni ad isola, seguire scrupolosamente le regole evidenziate nella sezione 'note per la progettazione' e nelle indicazioni specifiche di ogni componente.

## Strutture (1), stabilizzatori (2), supporti (3), aste

Acciaio inox AISI 304 pieno (salvo diversa segnalazione nella pagine specifiche dei singoli prodotti), verniciato a polvere (nero gofrato) oppure verniciato a liquido (ottone).

Piedini regolabili in acciaio inox.

COLORI: nero gofrato, ottone.

## Ripiani (4)

EASYLAK+ / SILCOLAK: realizzato in pannello in agglomerato ligneo MDF medium density, a basso contenuto di formaldeide (certificato classe E1, CARB P2 / TSCA Title VI). Ripiano caratterizzato da smussi inclinati a vista sul lato frontale e sul lato posteriore. Spessore 22 mm, laccato.

LASERMAT + CDF NERO / LEGNO + CDF NERO / LEGNO SELECTION + CDF NERO: realizzato in pannello ecologico in fibra di legno ad alta densità (CDF - certificato classe E1, CARB P2 / TSCA Title VI). Ripiano caratterizzato da smussi inclinati a vista sul lato frontale e sul lato posteriore. Spessore 12/19 mm, bordo nero a vista.

VETRO: spessore 6 mm, temperato con bordo filo lucido.

CORIAN® / MARMO / PIETRA / COMPOSITO MDI: ripiano squadrato spessore 12 mm.

Capacità massima di carico (le portate indicate si riferiscono a sezioni L 27,5 / L 55 / L 110 cm, con pesi distribuiti uniformemente):

- spessore 0,6 cm: max 20 kg

- spessore 1,2 cm: max 30 kg

- spessore 1,9 - 2,2 cm: max 50 kg

COLORI: gamma completa colori/essenze.

COLORI CORIAN®: bianco / grigio Stratus semi-lucido.

COLORI VETRO: realizzabile solo nelle varianti extralight trasparente / trasparente fumè grigio.

MARMO / PIETRA: realizzabile in marmo Bianco Carrara / marmo Grey Stone / Pietra d'Avola / Pietra Lavica nera enneDue.

## Top (5)

EASYLAK+ / SILCOLAK: realizzato in pannello in agglomerato ligneo MDF medium density, a basso contenuto di formaldeide (certificato classe E1, CARB P2 / TSCA Title VI). Ripiano caratterizzato da smussi inclinati a vista sul lato frontale e sul lato posteriore. Spessore 22 mm, laccato.

LASERMAT + CDF NERO / LEGNO + CDF NERO / LEGNO SELECTION + CDF NERO: realizzato in pannello ecologico in fibra di legno ad alta densità (CDF - certificato classe E1, CARB P2 / TSCA Title VI). Spessore 12 mm, bordo nero a vista.

CORIAN® / MARMO / PIETRA / COMPOSITO MDI: piano squadrato spessore 12 mm.

Capacità massima di carico: vedi 'Ripiani'.

COLORI: gamma completa colori/essenze.

COLORI CORIAN®: bianco / grigio Stratus semi-lucido.

MARMO / PIETRA: realizzabile in marmo Bianco Carrara / marmo Grey Stone / Pietra d'Avola / Pietra Lavica nera enneDue.

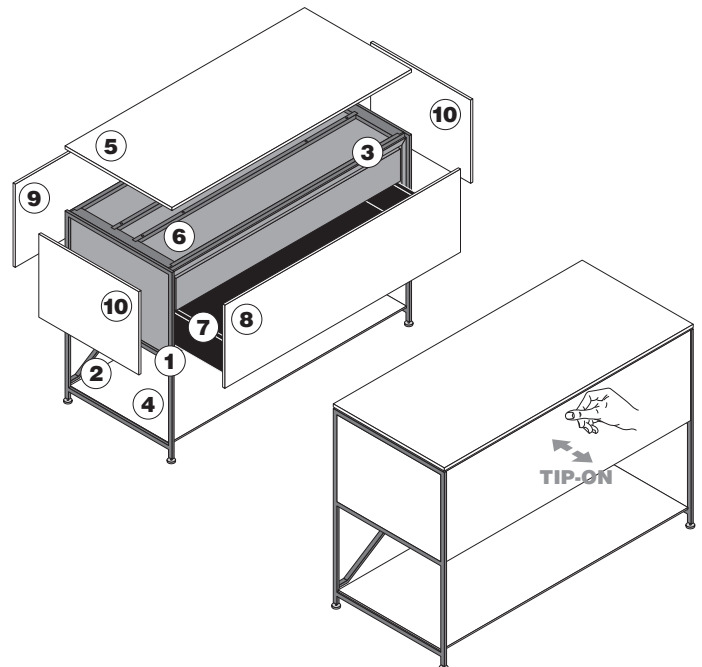
## Contentore (6)

Realizzato in pannelli di particelle di legno spessore 19 mm, a basso contenuto di formaldeide (certificato classe E1, CARB P2 / TSCA Title VI), nobilitato con carte ad alta grammatura trattate con resine melamminiche. Bordo anteriore e posteriore in ABS in tinta.

COLORE: nero Sablè (finitura esclusiva per R.I.G. BATHROOM).

## Cassetti (7)

Sistema LEGRABOX, con spondine laterali e posteriore in metallo verniciato in colore nero opaco. Fondo in nobilitato nero e frontale (cassetti interni) in nobilitato finitura contenitore.



## Frontali (8), pannelli posteriori (9), fianchi laterali (10)

EASYLAK+ / SILCOLAK: realizzato in pannello in agglomerato ligneo MDF medium density, a basso contenuto di formaldeide (certificato classe E1, CARB P2 / TSCA Title VI). Laccato.

LASERMAT + CDF NERO / LEGNO + CDF NERO / LEGNO SELECTION + CDF NERO: realizzato in pannello ecologico in fibra di legno ad alta densità (CDF - certificato classe E1, CARB P2 / TSCA Title VI). Bordo nero a vista.

MARMO / PIETRA / COMPOSITO MDI: pannello squadrato spessore 12 mm (fianchi laterali spessori 10 mm).

Frontali con apertura automatica a pressione "TIP-ON".

COLORI: gamma completa colori/essenze.


MARMO / PIETRA: realizzabile in marmo Bianco Carrara / marmo Grey Stone / Pietra d'Avola.

\* Finiture esclusive R.I.G. BATHROOM

FINITURA  
FRONTALI


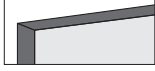
COLORI / ESSENZE

EASYLAK+




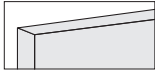
506 Bianco Cortina  
507 Grigio Leeds

LASERMAT + CDF NERO - Bordo nero a vista.



178 Bianco Malè  
183 Bianco Kos  
179 Beige Luxor  
187 Beige Arizona  
184 Grigio Efeso  
202 Grigio Antrim  
181 Grigio Londra  
185 Grigio Bromo  
203 Blu Fes  
188 Verde Comodoro  
186 Cacao Orinoco  
182 Nero Ingo  
189 Rosso Jaipur

SILCOLAK



521 Bianco Siberia  
523 Ostrica  
524 Grigio Luton  
525 Ghiaia  
526 Fieno  
527 Corda  
528 Limo  
529 Ardesia  
530 Abisso  
531 Nero Intenso

LEGNO + CDF NERO - Bordo nero a vista.



049 Rovere  
033 Rovere cenere  
076 Rovere grafite  
334 Ecowood Xilo 2.0 Planked Sand (18.22)  
335 Ecowood Xilo 2.0 Planked Grey (18.23)  
333 Ecowood Xilo 2.0 Striped Black (18.04)

LEGNO SELECTION + CDF NERO - Bordo nero a vista.



337 Olmo americano  
048 Noce colore  
093 Noce canaletto U.S.  
101 Rovere affumicato

PIETRA - MARMO



240 Marmo bianco Carrara  
260 Marmo Grey Stone  
273 Pietra d'Avola

COMPOSITO MDI



231 Devon  
232 Surrey

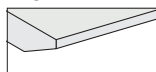
# R.I.G. BATHROOM

FINITURE REALIZZABILI - RIPIANI

\* Finiture esclusive R.I.G. BATHROOM

## FINITURA RIPIANI COLORI / ESSENZE

### EASYLAK+ - H 22 mm

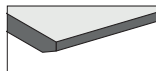


506  
Bianco  
Cortina



507  
Grigio Leeds

### LASERMAT + CDF NERO - H 12 / 19 mm - Bordo nero a vista.



178  
Bianco Malè



183  
Bianco Kos



179  
Beige Luxor



187  
Beige Arizona



184  
Grigio Efeso



202  
Grigio Antrim



181  
Grigio Londra



185  
Grigio Bromo



203  
Blu Fes



188  
Verde  
Comodoro



186  
Cacao  
Orinoco

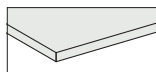


182  
Nero Ingo



189  
Rosso Jaipur

### VETRO - H 6 mm

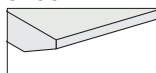


820  
Trasparente



815  
Trasparente  
fumè grigio

### SILCOLAK - H 22 mm



521  
Bianco  
Siberia



523  
Ostrica



524  
Grigio Luton



525  
Ghiaia



526  
Fieno



527  
Corda



528  
Limo



529  
Ardesia

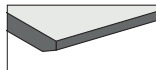


530  
Abisso



531  
Nero Intenso

### LEGNO + CDF NERO - H 12 / 19 mm - Bordo nero a vista.



049  
Rovere



033  
Rovere  
cenere



076  
Rovere grafite



334  
Ecowood Xilo  
2.0 Planked  
Sand (18.22)

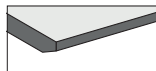


335  
Ecowood Xilo  
2.0 Planked  
Grey (18.23)



333  
Ecowood Xilo  
2.0 Striped  
Black (18.04)

### LEGNO SELECTION + CDF NERO - H 12 / 19 mm - Bordo nero a vista.



337  
Olmo  
americano



048  
Noce colore

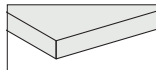


093  
Noce  
canaletto U.S.



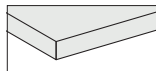
101  
Rovere  
affumicato

### CORIAN® - H 12 mm



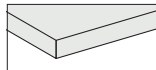
173  
Bianco

### CORIAN® EXTRA - H 12 mm



171  
Grigio Stratus  
semi-lucido

### PIETRA - MARMO - H 12 mm



240  
Marmo bianco  
Carrara



260  
Marmo Grey  
Stone



273  
Pietra d'Avola



955  
Pietra  
lavica nera  
enneDue \*

# R.I.G. BATHROOM

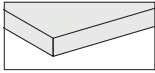
FINITURE REALIZZABILI - RIPIANI

\* Finiture esclusive R.I.G. BATHROOM

FINITURA RIPIANI    COLORI / ESSENZE

---

COMPOSITO MDI - H 12 mm



231  
Devon



232  
Surrey



SOPRAPIANO  
da appoggio



SOPRAPIANO  
da incasso



SOTTOPIANO  
da incasso

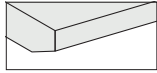


FILOPIANO  
stampato

FINITURA PIANI

COLORI / ESSENZE

EASYLAK+



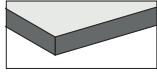
506  
Bianco  
Cortina



507  
Grigio Leeds



LASERMAT + CDF NERO - H 12 mm - Bordo nero a vista.



178  
Bianco Malè



183  
Bianco Kos



179  
Beige Luxor



187  
Beige Arizona



184  
Grigio Efeso



202  
Grigio Antrim



181  
Grigio Londra



185  
Grigio Bromo



203  
Blu Fes



188  
Verde  
Comodoro



186  
Cacao  
Orinoco



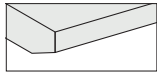
182  
Nero Ingo



189  
Rosso Jaipur



SILCOLAK



521  
Bianco  
Siberia



523  
Ostrica



524  
Grigio Luton



525  
Ghiaia



526  
Fieno



527  
Corda



528  
Limo



529  
Ardesia



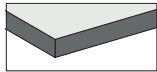
530  
Abisso



531  
Nero Intenso



LEGNO + CDF NERO - H 12 mm - Bordo nero a vista.



049  
Rovere



033  
Rovere  
cenere



076  
Rovere grafite



334  
Ecowood Xilo  
2.0 Planked  
Sand (18.22)



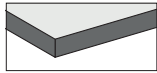
335  
Ecowood Xilo  
2.0 Planked  
Grey (18.23)



333  
Ecowood Xilo  
2.0 Striped  
Black (18.04)



LEGNO SELECTION + CDF NERO - H 12 mm - Bordo nero a vista.



337  
Olmo  
americano



048  
Noce colore



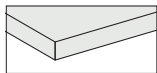
093  
Noce  
canaletto U.S.



101  
Rovere  
affumicato



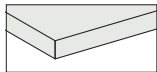
CORIAN® - H 12 mm



173  
Bianco



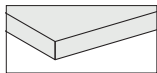
CORIAN® EXTRA - H 12 mm



171  
Grigio Stratus  
semi-lucido



PIETRA - MARMO - H 12 mm



240  
Marmo bianco  
Carrara



260  
Marmo Grey  
Stone



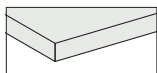
273  
Pietra d'Avola



955  
Pietra  
lavica nera  
enneDue \*



COMPOSITO MDI - H 12 mm



231  
Devon



232  
Surrey



# R.I.G. BATHROOM

Rudimentary Interior Geometry  
Design Mikal Harrsen

Modular bathroom system.

The module has been specifically designed for use in bathrooms, in order to propose both wall and island compositions.

In case of island installation, please follow strictly the rules of the section 'notes to designer' and the specific indications for each component.

## Uprights (1), stabilizers (2), supports (3), rods

AINI 304 solid stainless steel (unless differently indicated in the specific pages of the individual products), powder-coated (embossed black) or liquid painted (brass).  
Stainless steel adjustable feet.

COLOURS: embossed black, brass.

## Shelves (4)

EASYLAK+ / SILCOLAK: MDF medium density fibres board, with low formaldehyde emission (class E1, CARB P2 /TSCA Title VI certified). Shelf has visible front and rear bevelled edges. 22 mm thick, lacquered.

LASERMAT + BLACK CDF / WOOD + BLACK CDF / WOOD SELECTION + BLACK CDF: made of eco-friendly panel in high density wood fibre (CDF - class E1, CARB P2 / TSCA Title VI certified). Shelf has visible bevelled front and rear edges. Visible black edge, 12/19 mm thick.

GLASS: tempered, 6 mm. thick, with polished edge.

CORIAN® / MARBLE / STONE / MDI COMPOSITE: 12 mm. thick square-edged shelf.

Max. load capacity (the indicated capacities are referred to W 27,5 /W 55 / W 110 cm. modules, with equally distributed weights):

- 0,6 cm th.: max 20 kg

- 1,2 cm th.: max 30 kg

- 1,9 - 2,2 cm th.: max 50 kg

COLOURS: full range colours/species.

CORIAN® COLOURS: white / semi-glossy Stratus grey.

GLASS COLOURS: available only in transparent extralight / transparent smoky grey.

MARBLE / STONE: available in white Carrara marble / Grey Stone marble / Pietra d'Avola / enneDue black lava stone.

## Top (5)

EASYLAK+ / SILCOLAK: MDF medium density fibres board, with low formaldehyde emission (class E1, CARB P2 /TSCA Title VI certified). Shelf has visible front and rear bevelled edges. 22 mm thick, lacquered.

LASERMAT + BLACK CDF / WOOD + BLACK CDF / WOOD SELECTION + BLACK CDF: made of eco-friendly panel in high density wood fibre (CDF - class E1, CARB P2 / TSCA Title VI certified). Visible black edge, 12 mm thick.

CORIAN® / MARBLE / STONE / MDI COMPOSITE: 12 mm. thick square-edged top.

Max. load capacity: see "Shelves".

COLOURS: full range colours/species.

CORIAN® COLOURS: white / semi-glossy Stratus grey.

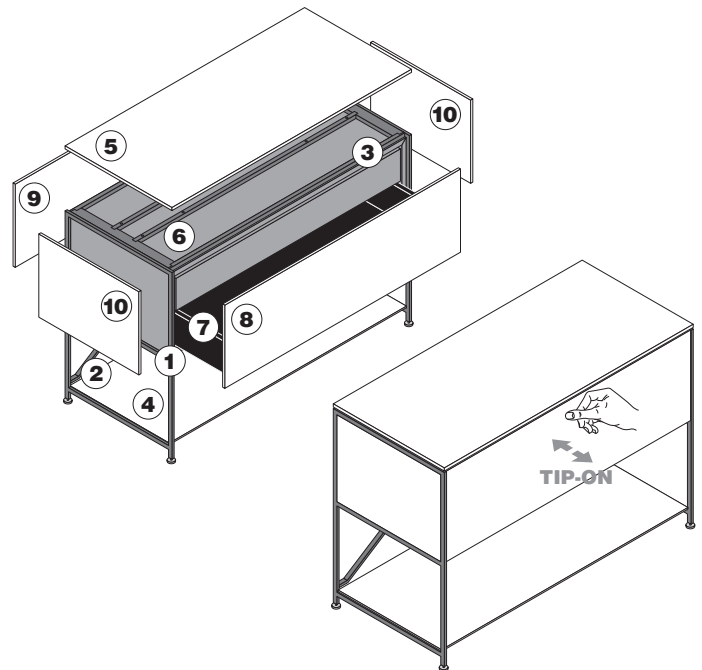
MARBLE / STONE: available in white Carrara marble / Grey Stone marble / Pietra d'Avola / enneDue black lava stone.

## Unit (6)

It's made of 19 mm thick wood particle board panels , with low formaldehyde emission (class E1, CARB P2 / TSCA Title VI certified), treated with high performance melamine resin. Front and back edges in ABS, same colour  
COLOUR: black Sablè (exclusive finish for R.I.G. BATHROOM).

## Drawers (7)

LEGRABOX series with sides and back in varnished matt black metal. Bottom in black melamine and front (of internal drawers) in melamine, same finish as carcass.



## Front panels (8), rear panels (9), side panels (10)

EASYLAK+ / SILCOLAK: MDF medium density fibres board, with low formaldehyde emission (class E1, CARB P2 /TSCA Title VI certified). Lacquered.

LASERMAT + BLACK CDF / WOOD + BLACK CDF / WOOD SELECTION + BLACK CDF: made of eco-friendly panel in high density wood fibre (CDF - class E1, CARB P2 / TSCA Title VI certified). Visible black edge.

MARBLE / STONE / MDI COMPOSITE: 12 mm. thick square-edged panel (10 mm. thick side panels).

Front panels with automatic "TIP-ON" push opening.

COLOURS: full range colours/species.


MARBLE / STONE: available in white Carrara marble / Grey Stone marble / Pietra d'Avola.



\* Finishes exclusive for R.I.G. BATHROOM


FRONT PANELS  
FINISH COLOURS / SPECIES

EASYLAK+



506 Cortina white  
507 Leeds grey

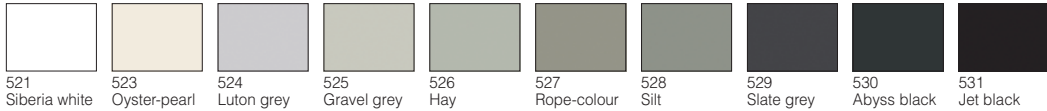
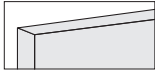
LASERMAT + BLACK CDF - Visible black edge.



178 Malè white  
183 Kos white  
179 Luxor beige  
187 Arizona beige  
184 Efeso grey  
202 Antrim grey  
181 Londra grey  
185 Bromo grey  
203 Fes blue  
188 Comodoro green


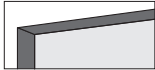
186 Orinoco cocoa  
182 Ingo black  
189 Jaipur red

SILCOLAK



521 Siberia white  
523 Oyster-pearl  
524 Luton grey  
525 Gravel grey  
526 Hay  
527 Rope-colour  
528 Silt  
529 Slate grey  
530 Abyss black  
531 Jet black

WOOD + BLACK CDF - Visible black edge.




049 Oak  
033 Ash-grey oak  
076 Grey-graphite oak  
334 Ecowood Xilo 2.0 Planked Sand (18.22)  
335 Ecowood Xilo 2.0 Planked Grey (18.23)  
333 Ecowood Xilo 2.0 Striped Black (18.04)

WOOD SELECTION + BLACK CDF - Visible black edge.




337 American elm  
048 Core walnut  
093 Canaletto walnut U.S.  
101 Smoked oak

STONE - MARBLE



240 White Carrara marble  
260 Grey Stone marble  
273 Pietra d'Avola stone

MDI COMPOSITE



231 Devon  
232 Surrey


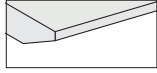
# R.I.G. BATHROOM

FEASIBLE FINISHES - SHELVES

\* Finishes exclusive for R.I.G. BATHROOM


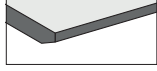
SHELVES FINISH COLOURS / SPECIES

## EASYLAK+ - H 22 mm



506 Cortina white  
507 Leeds grey

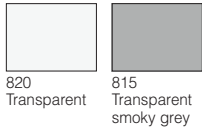
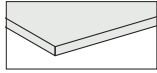
## LASERMAT + BLACK CDF - H 12 / 19 mm - Visible black edge.



178 Malè white  
183 Kos white  
179 Luxor beige  
187 Arizona beige  
184 Efeso grey  
202 Antrim grey  
181 Londra grey  
185 Bromo grey  
203 Fes blue  
188 Comodoro green

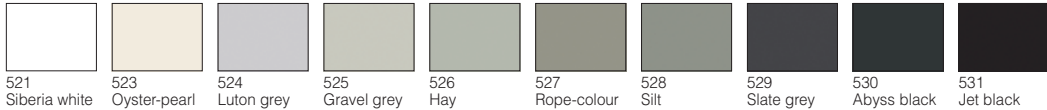
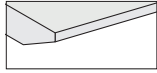
186 Orinoco cocoa  
182 Ingo black  
189 Jaipur red

## GLASS - H 6 mm




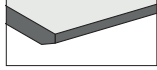
820 Transparent  
815 Transparent smoky grey

## SILCOLAK - H 22 mm



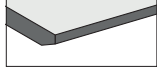
521 Siberia white  
523 Oyster-pearl  
524 Luton grey  
525 Gravel grey  
526 Hay  
527 Rope-colour  
528 Silt  
529 Slate grey  
530 Abyss black  
531 Jet black

## WOOD + BLACK CDF - H 12 / 19 mm - Visible black edge.



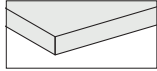
049 Oak  
033 Ash-grey oak  
076 Grey-graphite oak  
334 Ecowood Xilo 2.0 Planked Sand (18.22)  
335 Ecowood Xilo 2.0 Planked Grey (18.23)  
333 Ecowood Xilo 2.0 Striped Black (18.04)

## WOOD SELECTION + BLACK CDF - H 12 / 19 mm - Visible black edge.



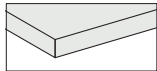
337 American elm  
048 Core walnut  
093 Canaletto walnut U.S.  
101 Smoked oak

## CORIAN® - H 12 mm



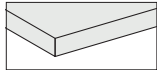
173 White

## CORIAN® EXTRA - H 12 mm



171 Semi-glossy Stratus grey

## STONE - MARBLE - H 12 mm



240 White Carrara marble  
260 Grey Stone marble  
273 Pietra d'Avola stone  
955 enneDue \* black lava stone



# R.I.G. BATHROOM

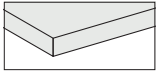
FEASIBLE FINISHES - SHELVES

\* Finishes exclusive for R.I.G. BATHROOM

SHELVES FINISH      COLOURS / SPECIES

---

MDI COMPOSITE - H 12 mm



231  
Devon



232  
Surrey

# R.I.G. BATHROOM

FEASIBLE FINISHES - TOPS

\* Finishes exclusive for R.I.G. BATHROOM

WASHBASIN  
TYPOLOGIES



TOP-  
MOUNTED



BUILT-IN



UNDER-  
MOUNTED

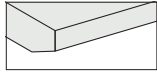


moulded  
FLUSH-  
MOUNTED

TOPS FINISH

COLOURS / SPECIES

EASYLAK+



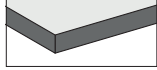
506  
Cortina white



507  
Leeds grey



LASERMAT + BLACK CDF - H 12 mm - Visible black edge.



178  
Malè white



183  
Kos white



179  
Luxor beige



187  
Arizona beige



184  
Efeso grey



202  
Antrim grey



181  
Londra grey



185  
Bromo grey



203  
Fes blue



188  
Comodoro  
green



186  
Orinoco  
cocoa



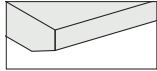
182  
Ingo black



189  
Jaipur red



SILCOLAK



521  
Siberia white



523  
Oyster-pearl



524  
Luton grey



525  
Gravel grey



526  
Hay



527  
Rope-colour



528  
Silt



529  
Slate grey



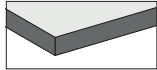
530  
Abyss black



531  
Jet black



WOOD + BLACK CDF - H 12 mm - Visible black edge.



049  
Oak



033  
Ash-grey oak



076  
Grey-graphite  
oak



334  
Ecowood Xilo  
2.0 Planked  
Sand (18.22)



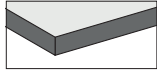
335  
Ecowood Xilo  
2.0 Planked  
Grey (18.23)



333  
Ecowood Xilo  
2.0 Striped  
Black (18.04)



WOOD SELECTION + BLACK CDF - H 12 mm - Visible black edge.



337  
American elm



048  
Core walnut



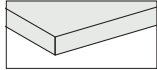
093  
Canaletto  
walnut U.S.



101  
Smoked oak



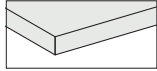
CORIAN® - H 12 mm



173  
White



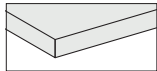
CORIAN® EXTRA - H 12 mm



171  
Semi-glossy  
Stratus grey



STONE - MARBLE - H 12 mm



240  
White Carrara  
marble



260  
Grey Stone  
marble



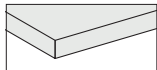
273  
Pietra d'Avola  
stone



955  
enneDue\*  
black lava  
stone



MDI COMPOSITE - H 12 mm



231  
Devon



232  
Surrey



# R.I.G. BATHROOM

Rudimentary Interior Geometry  
Design Mikal Harrsen

Système salle de bains modulable.

Le module a été spécialement conçu pour l'utilisation dans les salles de bains, de sorte à obtenir des compositions murales et en îlot.

Pour d'éventuelles installations en îlot, suivre scrupuleusement les règles indiquées dans la section 'notes pour le projet' et dans les indications spécifiques de chaque composant.

## Structures (1), stabilisateurs (2), supports (3), tiges

Acier inox AISI 304 plein (sauf indication différente dans les pages spécifiques des produits), peint à poudre (noir gaufré) ou laqué liquide (laiton).

Pieds réglables en acier inox.  
COULEURS: noir gaufré, laiton.

## Étagères (4)

EASYLAK+ / SILCOLAK: réalisé en panneau en aggloméré de bois MDF medium density, à basse teneur en formaldéhyde (certifié classe E1, CARB P2 / TSCA Title VI). Étagère caractérisée par des chanfreins inclinés apparents sur le côté avant et sur le côté arrière. Épaisseur 22 mm, laqué.

LASERMAT + CDF NOIR / BOIS + CDF NOIR / BOIS SELECTION + CDF NOIR: réalisé en panneau écologique en fibre de bois à haute densité (CDF - certifié classe E1, CARB P2 / TSCA Title VI). Étagère caractérisée par des chanfreins inclinés apparents sur le côté avant et sur le côté arrière. Épaisseur 12 / 19 mm, chant noir apparent.

VERRE: épaisseur 6 mm, trempé avec bords polis.

CORIAN® / MARBRE / PIERRE / COMPOSITE MDI: étagère droite épaisseur 12 mm.

Capacité maximum de chargement (les portées indiquées font référence aux sections L 27,5 / L 55 / L 110 cm, avec poids distribués uniformément):

- épaisseur 0,6 cm: max 20 kg
- épaisseur 1,2 cm: max 30 kg
- épaisseur 1,9 - 2,2 cm: max 50 kg

COULEURS: gamme complète couleurs/essences.

COULEURS CORIAN®: blanc / gris Stratus semi-brillant.

COULEURS VERRE: réalisable uniquement dans les variantes extralight transparent / transparent fumé gris.

MARBRE / PIERRE: réalisable en marbre Blanc Carrara / marbre Grey Stone / Pietra d'Avola / Pierre Lavique noire enneDue.

## Top (5)

EASYLAK+ / SILCOLAK: réalisé en panneau en aggloméré de bois MDF medium density, à basse teneur en formaldéhyde (certifié classe E1, CARB P2 / TSCA Title VI). Étagère caractérisée par des chanfreins inclinés apparents sur le côté avant et sur le côté arrière. Épaisseur 22 mm, laqué.

LASERMAT + CDF NOIR / BOIS + CDF NOIR / BOIS SELECTION + CDF NOIR: réalisé en panneau écologique en fibre de bois à haute densité (CDF - certifié classe E1, CARB P2 / TSCA Title VI). Épaisseur 12 mm, chant noir apparent.

CORIAN® / MARBRE / PIERRE / COMPOSITE MDI: plan droit épaisseur 12 mm.

Capacité maximum de chargement: voir 'Étagères'.

COULEURS: gamme complète couleurs/essences.

COULEURS CORIAN®: blanc / gris Stratus semi-brillant.

MARBRE / PIERRE: réalisable en marbre Blanc Carrara / marbre Grey Stone / Pietra d'Avola / Pierre Lavique noire enneDue.

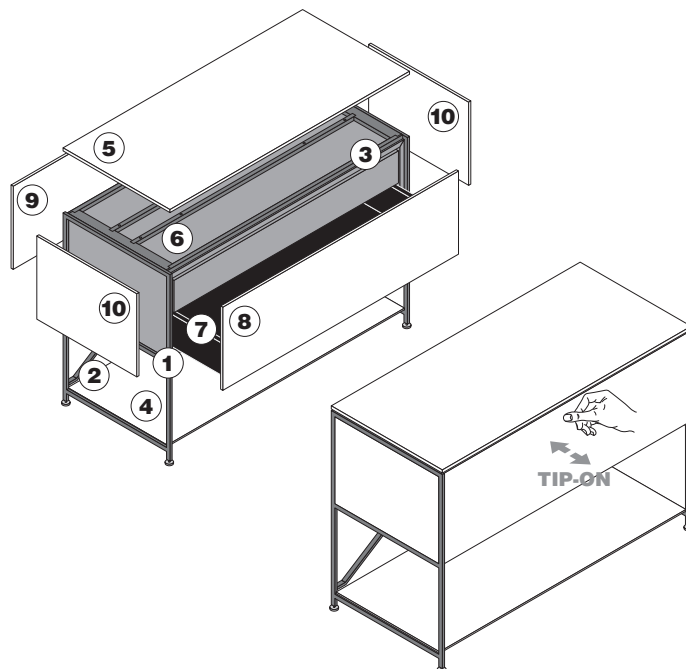
## Caisson (6)

Réalisé en panneaux de particules de bois d'épaisseur 19 mm, à faible teneur en formaldéhyde (classe E1 / TSCA Title VI) mélaminé avec papiers à haute densité traités avec des résines mélaminiques. Chant avant et arrière en ABS de la même couleur.

COULEUR: noir Sablé (finition exclusive pour R.I.G. BATHROOM).

## Tiroirs (7)

Système LEGRABOX, avec rebords latéraux et arrière en métal peint en couleur noir mat. Fond en mélaminé noir et façade (tiroirs internes) en mélaminé finition caisson.



## Façades (8), panneaux arrière (9), côtés latéraux (10)

EASYLAK+ / SILCOLAK: réalisé en panneau en aggloméré de bois MDF medium density, à basse teneur en formaldéhyde (certifié classe E1, CARB P2 / TSCA Title VI). Laqué.

LASERMAT + CDF NOIR / BOIS + CDF NOIR / BOIS SELECTION + CDF NOIR: réalisé en panneau écologique en fibre de bois à haute densité (CDF - certifié classe E1, CARB P2 / TSCA Title VI). Chant noir apparent.

MARBRE / PIERRE / COMPOSITE MDI: panneau droit épaisseur 12 mm (côtés latéraux épaisseurs 10 mm).

Façades avec ouverture automatique par pression "TIP-ON".

COULEURS: gamme complète couleurs/essences.

MARBRE / PIERRE: réalisable en marbre Blanc Carrara / marbre Grey Stone / Pietra d'Avola.



\* Finitions exclusives R.I.G. BATHROOM


FINITION FAÇADES COULEURS / ESSENCES

EASYLAK+



506 Blanc Cortina  
507 Gris Leeds

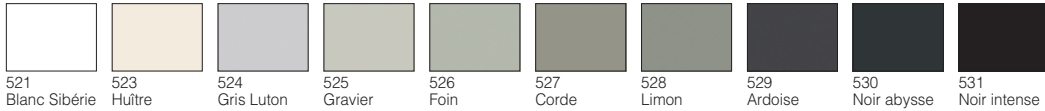
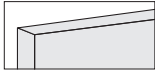
LASERMAT + CDF NERO - Chant noir apparent.



178 Blanc Malè  
183 Blanc Kos  
179 Beige Luxor  
187 Beige Arizona  
184 Gris Efeso  
202 Gris Antrim  
181 Gris Londra  
185 Gris Bromo  
203 Bleu Fes  
188 Vert Comodoro


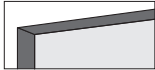
186 Cacao Orinoco  
182 Noir Ingo  
189 Rouge Jaipur

SILCOLAK



521 Blanc Sibérie  
523 Hûître  
524 Gris Luton  
525 Gravier  
526 Foin  
527 Corde  
528 Limon  
529 Ardoise  
530 Noir abysse  
531 Noir intense

BOIS + CDF NOIR - Chant noir apparent.



049 Chêne  
033 Chêne cendré gris  
076 Chêne graphite  
334 Ecowood Xilo 2.0 Planked Sand (18.22)  
335 Ecowood Xilo 2.0 Planked Grey (18.23)  
333 Ecowood Xilo 2.0 Striped Black (18.04)

BOIS SELECTION + CDF NOIR - Chant noir apparent.



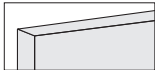
337 Orme Américain  
048 Cœur de noyer  
093 Noyer "canaletto" U.S.  
101 Chêne fumé

PIERRE - MARBRE



240 Marbre blanc Carrara  
260 Marbre Grey Stone  
273 Pietra d'Avola

COMPOSITE MDI



231 Devon  
232 Surrey

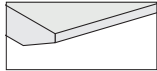
# R.I.G. BATHROOM

FINITIONS RÉALISABLES - ÉTAGÈRES

\* Finitions exclusives R.I.G. BATHROOM

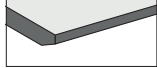
FINITION  
ÉTAGÈRES COULEURS / ESSENCES

EASYLAK+ - H 22 mm



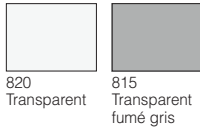
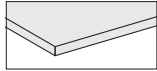
506 Blanc Cortina  
507 Gris Leeds

LASERMAT + CDF NERO - H 12 / 19 mm - Chant noir apparent.



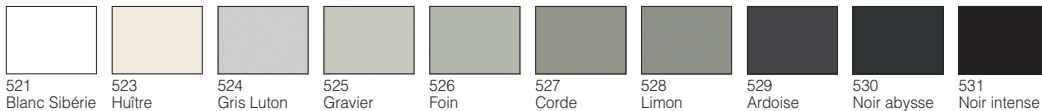
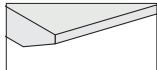
178 Blanc Malé  
183 Blanc Kos  
179 Beige Luxor  
187 Beige Arizona  
184 Gris Efeso  
202 Gris Antrim  
181 Gris Londra  
185 Gris Bromo  
203 Bleu Fes  
188 Vert Comodoro  
186 Cacao Orinoco  
182 Noir Ingo  
189 Rouge Jaipur

VERRE - H 6 mm




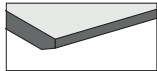
820 Transparent  
815 Transparent fumé gris

SILCOLAK - H 22 mm



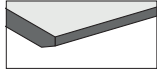
521 Blanc Sibérie  
523 Huître  
524 Gris Luton  
525 Gravier  
526 Foin  
527 Corde  
528 Limon  
529 Ardoise  
530 Noir abysse  
531 Noir intense

BOIS + CDF NOIR - H 12 / 19 mm - Chant noir apparent.



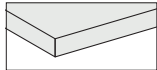
049 Chêne  
033 Chêne cendré gris  
076 Chêne graphite  
334 Ecowood Xilo 2.0 Planked Sand (18.22)  
335 Ecowood Xilo 2.0 Planked Grey (18.23)  
333 Ecowood Xilo 2.0 Striped Black (18.04)

BOIS SELECTION + CDF NOIR - H 12 / 19 mm - Chant noir apparent.




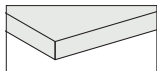
337 Orme Américain  
048 Cœur de noyer  
093 Noyer "canaletto" U.S.  
101 Chêne fumé

CORIAN® - H 12 mm



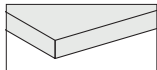
173 Blanc

CORIAN® EXTRA - H 12 mm



171 Gris Stratus semi-brillant

PIERRE - MARBRE - H 12 mm



240 Marbre blanc Carrara  
260 Marbre Grey Stone  
273 Pietra d'Avola  
955 Pierre lavique noire enneDue\*

# R.I.G. BATHROOM

FINITIONS RÉALISABLES - ÉTAGÈRES

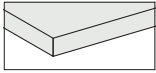
\* Finitions exclusives R.I.G. BATHROOM

FINITION  
ÉTAGÈRES

COULEURS / ESSENCES

---

COMPOSITE MDI - H 12 mm



231  
Devon



232  
Surrey



SUR PLAN  
d'appui



SUR PLAN à  
encastrer



SOUS PLAN  
à encastrer



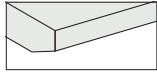
AFFLEURANT  
moulé

\* Finitions exclusives R.I.G. BATHROOM

FINITION PLANS

COULEURS / ESSENCES

EASYLAK+



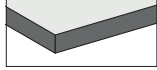
506  
Blanc Cortina



507  
Gris Leeds



LASERMAT + CDF NERO - H 12 mm - Chant noir apparent.



178  
Blanc Malè



183  
Blanc Kos



179  
Beige Luxor



187  
Beige Arizona



184  
Gris Efeso



202  
Gris Antrim



181  
Gris Londra



185  
Gris Bromo



203  
Bleu Fes



188  
Vert  
Comodoro



186  
Cacao  
Orinoco



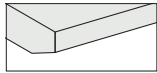
182  
Noir Ingo



189  
Rouge Jaipur



SILCOLAK



521  
Blanc Sibérie



523  
Hûître



524  
Gris Luton



525  
Gravier



526  
Foin



527  
Corde



528  
Limon



529  
Ardoise



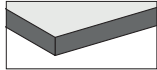
530  
Noir abysse



531  
Noir intense



BOIS + CDF NOIR - H 12 mm - Chant noir apparent.



049  
Chêne



033  
Chêne cendré  
gris



076  
Chêne  
graphite



334  
Ecowood Xilo  
2.0 Planked  
Sand (18.22)



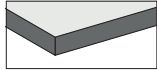
335  
Ecowood Xilo  
2.0 Planked  
Grey (18.23)



333  
Ecowood Xilo  
2.0 Striped  
Black (18.04)



BOIS SELECTION + CDF NOIR - H 12 mm - Chant noir apparent.



337  
Orme  
Américain



048  
Cœur de  
noyer



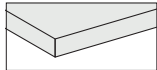
093  
Noyer  
"canaletto"  
U.S.



101  
Chêne fumé



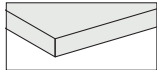
CORIAN® - H 12 mm



173  
Blanc



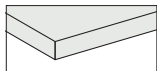
CORIAN® EXTRA - H 12 mm



171  
Gris Stratus  
semi-brillant



PIERRE - MARBRE - H 12 mm



240  
Marbre blanc  
Carrara



260  
Marbre Grey  
Stone



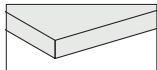
273  
Pietra d'Avola



955  
Pierre  
lavique noire  
enneDue\*



COMPOSITE MDI - H 12 mm



231  
Devon



232  
Surrey



# R.I.G. BATHROOM

Rudimentary Interior Geometry  
Design Mikal Harrsen

Modulares Badezimmerssystem.

Das Modul wurde speziell für den Einsatz in Badezimmern entwickelt, um sowohl Wand- als auch Inselkompositionen vorzuschlagen.

Bei Inselkompositionen befolgen Sie genau die Regeln des Abschnitts „Hinweise für den Planer“ und die spezifischen Angaben für jede Komponente.

## Rahmenstrukturen (1), Stabilisatoren (2), Träger (3), Stange

Massiver Edelstahl AISI 304 (sofern auf den einzelnen Seiten der einzelnen Produkte nicht anders angegeben), pulverbeschichtet (schwarz gaufriert) oder naslackiert (Messing).

Regulierbare Füßchen aus Edelstahl

FARBEN: schwarz gaufriert, Messing.

## Fachböden (4)

EASYLAK+ / SILCOLAK: Paneel aus mitteldichter Faserplatte MDF, mit geringem Formaldehydgehalt (zertifiziert Klasse E1, CARB P2 / TSCA Title VI). Der Fachboden hat sichtbare abgeschrägte Vorder- und Hinterkanten. Stärke 22mm, lackiert. LASERMAT + CDF SCHWARZ / HOLZ + CDF SCHWARZ / HOLZ SELECTION + CDF SCHWARZ: in umweltfreundliche, kompakt verdichtete Holzfaserverplatte (CDF - zertifiziert Klasse E1, CARB P2 / TSCA Title VI). Der Fachboden hat sichtbare abgeschrägte Vorder- und Hinterkanten. Sichtbare schwarze Kante, St. 12/19 mm. GLAS: Stärke 6 mm, gehärtet, mit geschliffener Kante poliert.

CORIAN® / MARMOR / STEIN / AGGLOMERAT MDI: Rechteckiges Fachboden St. 12 mm.

Max. Tragfähigkeit (die angegebenen Kapazitäten beziehen sich auf Module L 27,5 / L 55 / L 110 cm mit gleichmäßig verteilten Gewichten):

- Stärke 0,6 cm: max. 20 Kg

- Stärke 1,2 cm: max. 30 Kg

- Stärke 1,9 - 2,2 cm: max. 50 Kg

FARBEN: Vollständige Auswahl Farben/Holzarten.

FARBEN CORIAN®: weiß / grau Stratus halbgänzend.

FARBEN GLAS: erhältlich nur Extralight transparent / Rauchgrau transparent.

MARMOR / STEIN: erhältlich in Marmor weiß Carrara / Marmor Grey Stone /Stein Pietra d'Avola / Schwarzer Lavastein enneDue.

## Waschtisch (5)

EASYLAK+ / SILCOLAK: Paneel aus mitteldichter Faserplatte MDF, mit geringem Formaldehydgehalt (zertifiziert Klasse E1, CARB P2 / TSCA Title VI). Der Fachboden hat sichtbare abgeschrägte Vorder- und Hinterkanten. Stärke 22mm, lackiert. LASERMAT + CDF SCHWARZ / HOLZ + CDF SCHWARZ / HOLZ SELECTION + CDF SCHWARZ: in umweltfreundliche, kompakt verdichtete Holzfaserverplatte (CDF - zertifiziert Klasse E1, CARB P2 / TSCA Title VI). Sichtbare schwarze Kante, St. 12 mm.

CORIAN® / MARMOR / STEIN / AGGLOMERAT MDI: Rechteckige Waschtischplatte St. 12 mm.

Max. Tragfähigkeit: siehe "Fachböden".

FARBEN: Vollständige Auswahl Farben/Holzarten.

FARBEN CORIAN®: weiß / grau Stratus halbgänzend.

MARMOR / STEIN: erhältlich in Marmor weiß Carrara / Marmor Grey Stone /Stein Pietra d'Avola / Schwarzer Lavastein enneDue.

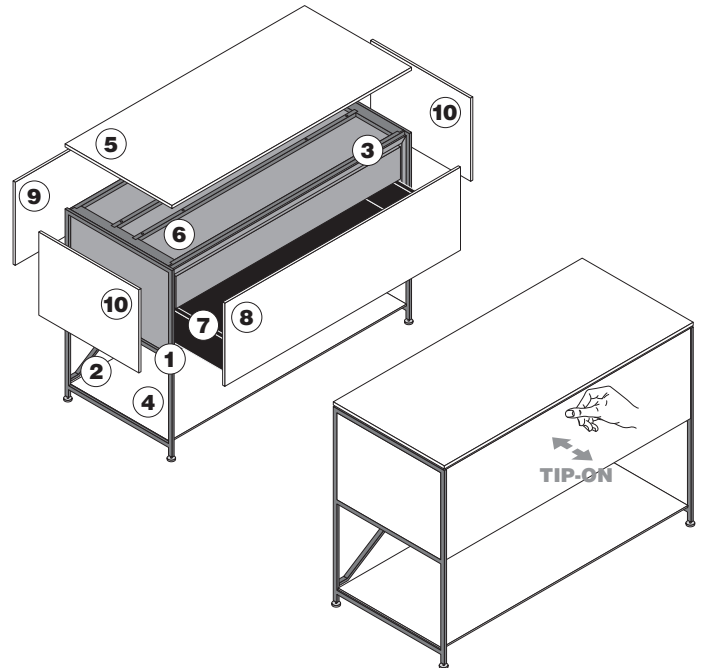
## Schrank (6)

Aus Paneelen aus Spanplatte, Stärke 19 mm, mit geringem Formaldehydgehalt (zertifiziert Klasse E1, CARB P2 / TSCA Title VI), mit Melaminharzbeschichtung mit hoher Dichte. Vordere und rückseitige Kante aus ABS in Ausführung.

FARBE: schwarz Sablé (exklusiv für R.I.G. BATHROOM).

## Schubladen (7)

System LEGRABOX, mit rückseitiger Blende und Seitenblenden aus mattschwarz lackiertem Metall. Boden schwarze Melaminbeschichtung und Frontpaneel (der Innenschubladen) in melaminbeschichteter Ausführung wie Schrankelement.



## Frontpaneele (8), Rückpaneele (9), Seitenteile (10)

EASYLAK+ / SILCOLAK: Paneel aus mitteldichter Faserplatte MDF, mit geringem Formaldehydgehalt (zertifiziert Klasse E1, CARB P2 / TSCA Title VI). Lackiert. LASERMAT + CDF SCHWARZ / HOLZ + CDF SCHWARZ / HOLZ SELECTION + CDF SCHWARZ: in umweltfreundliche, kompakt verdichtete Holzfaserverplatte (CDF - zertifiziert Klasse E1, CARB P2 / TSCA Title VI). Sichtbare schwarze Kante. MARMOR / STEIN / AGGLOMERAT MDI: Rechteckiges Paneel St. 12 mm (Seitenteile St. 10 mm).

Frontpaneele mit automatischem Druck-Öffnungssystem "TIP-ON".

FARBEN: Vollständige Auswahl Farben/Holzarten.

MARMOR / STEIN: erhältlich in Marmor weiß Carrara / Marmor Grey Stone /Stein Pietra d'Avola.


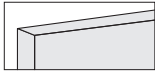


\* Exklusive Ausführungen R.I.G. BATHROOM

AUSFÜHRUNG  
FRONTEN

FARBEN / HOLZARTEN

EASYLAK+



506 Weiß Cortina  
507 Grau Leeds

LASERMAT + CDF SCHWARZ - Schwarze sichtbare Kante.




178 Weiß Malè  
183 Weiß Kos  
179 Beige Luxor  
187 Beige Arizona  
184 Grau Efeso  
202 Grau Antrim  
181 Grau Londra  
185 Grau Bromo  
203 Blue Fes  
188 Grün Comodoro




186 Kakao Orinoco  
182 Schwarz Ingo  
189 Rot Jaipur

SILCOLAK



521 Weiß Sibirien  
523 Perlweiß  
524 Grau Luton  
525 Grau Schotter  
526 Heu  
527 Naturfarben  
528 Schlamm  
529 Ardoise  
530 Völlig schwarz  
531 Tiefschwarz

HOLZ + CDF SCHWARZ - Schwarze sichtbare Kante.




049 Eiche  
033 Eiche Aschgrau  
076 Eiche Grafitgrau  
334 Ecowood Xilo 2.0 Planked Sand (18.22)  
335 Ecowood Xilo 2.0 Planked Grey (18.23)  
333 Ecowood Xilo 2.0 Striped Black (18.04)

HOLZ SELECTION + CDF SCHWARZ - Schwarze sichtbare Kante.



337 Amerikanische Ulme  
048 Kern-Nussbaum  
093 Nussbaum Canaletto U.S.  
101 Räuchereiche

STEIN - MARMOR



240 Carrara-Marmor weiß  
260 Marmor Grey Stone  
273 Stein Pietra D'Avola

AGGLOMERAT MDI



231 Devon  
232 Surrey

# R.I.G. BATHROOM

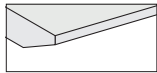
ERHÄLTICHE AUSFÜHRUNGEN - FACHBÖDEN

\* Exklusive Ausführungen R.I.G. BATHROOM

AUSFÜHRUNG  
FACHBÖDEN

FARBEN / HOLZARTEN

EASYLAK+ - H 22 mm

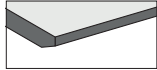


506  
Weiß Cortina



507  
Grau Leeds

LASERMAT + CDF SCHWARZ - H 12 / 19 mm - Schwarze sichtbare Kante.



178  
Weiß Malè



183  
Weiß Kos



179  
Beige Luxor



187  
Beige Arizona



184  
Grau Efeso



202  
Grau Antrim



181  
Grau Londra



185  
Grau Bromo



203  
Blue Fes



188  
Grün  
Comodoro



186  
Kakao  
Orinoco

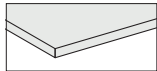


182  
Schwarz Ingo



189  
Rot Jaipur

GLAS - H 6 mm

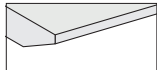


820  
Transparent



815  
Rauchgrau  
transparent

SILCOLAK - H 22 mm



521  
Weiß Sibirien



523  
Perlweiß



524  
Grau Luton



525  
Grau Schotter



526  
Heu



527  
Naturfarben



528  
Schlamm



529  
Ardoise

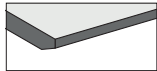


530  
Völlig schwarz



531  
Tiefschwarz

HOLZ + CDF SCHWARZ - H 12 / 19 mm - Schwarze sichtbare Kante.



049  
Eiche



033  
Eiche  
Aschgrau



076  
Eiche  
Grafitgrau



334  
Ecowood Xilo  
2.0 Planked  
Sand (18.22)

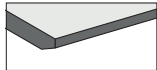


335  
Ecowood Xilo  
2.0 Planked  
Grey (18.23)



333  
Ecowood Xilo  
2.0 Striped  
Black (18.04)

HOLZ SELECTION + CDF SCHWARZ - H 12 / 19 mm - Schwarze sichtbare Kante.



337  
Amerikanische  
Ulme



048  
Kern-  
Nussbaum

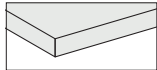


093  
Nussbaum  
Canaletto  
U.S.



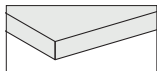
101  
Räuchereiche

CORIAN® - H 12 mm



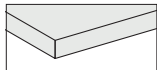
173  
Weiß

CORIAN® EXTRA - H 12 mm



171  
Grau Stratus  
halbgläzend

STEIN - MARMOR - H 12 mm



240  
Carrara-  
Marmor weiß



260  
Marmor Grey  
Stone



273  
Stein Pietra  
D'Avola



955  
Schwarzer  
Lavastein  
enneDue \*

# R.I.G. BATHROOM

ERHÄLTICHE AUSFÜHRUNGEN - FACHBÖDEN

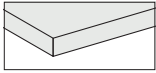
\* Exklusive Ausführungen R.I.G. BATHROOM

AUSFÜHRUNG  
FACHBÖDEN

FARBEN / HOLZARTEN

---

AGGLOMERAT MDI - H 12 mm



231  
Devon



232  
Surrey



AUFSATZBECKEN



EINBAUBECKEN  
von oben



UNTERBAUBECKEN



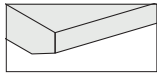
FLÄCHENBÜNDIG  
formgepresst

\* Exklusive Ausführungen R.I.G. BATHROOM

AUSFÜHRUNG

WASCHTISCHPLATTEN FARBEN / HOLZARTEN

EASYLAK+



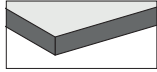
506  
Weiß Cortina



507  
Grau Leeds



LASERMAT + CDF SCHWARZ - H 12 mm - Schwarze sichtbare Kante.



178  
Weiß Malè



183  
Weiß Kos



179  
Beige Luxor



187  
Beige Arizona



184  
Grau Efeso



202  
Grau Antrim



181  
Grau Londra



185  
Grau Bromo



203  
Blue Fes



188  
Grün  
Comodoro



186  
Kakao  
Orinoco



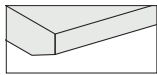
182  
Schwarz Ingo



189  
Rot Jaipur



SILCOLAK



521  
Weiß Sibirien



523  
Perlweiß



524  
Grau Luton



525  
Grau Schotter



526  
Heu



527  
Naturfarben



528  
Schlamm



529  
Ardoise



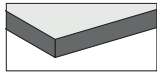
530  
Völlig schwarz



531  
Tiefschwarz



HOLZ + CDF SCHWARZ - H 12 mm - Schwarze sichtbare Kante.



049  
Eiche



033  
Eiche  
Aschgrau



076  
Eiche  
Grafitgrau



334  
Ecowood Xilo  
2.0 Planked  
Sand (18.22)



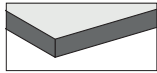
335  
Ecowood Xilo  
2.0 Planked  
Grey (18.23)



333  
Ecowood Xilo  
2.0 Striped  
Black (18.04)



HOLZ SELECTION + CDF SCHWARZ - H 12 mm - Schwarze sichtbare Kante.



337  
Amerikanische  
Ulme



048  
Kern-  
Nussbaum



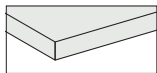
093  
Nussbaum  
Canaletto  
U.S.



101  
Räuhereiche



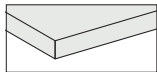
CORIAN® - H 12 mm



173  
Weiß



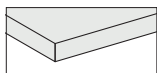
CORIAN® EXTRA - H 12 mm



171  
Grau Stratus  
halbgänzend



STEIN - MARMOR - H 12 mm



240  
Carrara-  
Marmor weiß



260  
Marmor Grey  
Stone



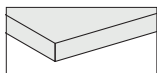
273  
Stein Pietra  
D'Avola



955  
Schwarzer  
Lavastein  
enneDue\*



AGGLOMERAT MDI - H 12 mm



231  
Devon



232  
Surrey



# R.I.G. BATHROOM

Rudimentary Interior Geometry  
Design Mikal Harrsen

Sistema baño componible.

El kit de fijación se ha estudiado especialmente para utilización en cuartos de baño, para obtener composiciones de pared e isla.

Para eventuales instalaciones en isla, seguir con atención las reglas evidenciadas en la sección "notas para el diseño" y en las indicaciones específicas de cada componente.

## Estructuras (1), estabilizadores (2), soportes (3), astas

Acero inox AISI 304 pleno (a menos que se indique otra cosa en las páginas específicas de cada producto), barnizado en polvo (negro gofrado) o barnizado en líquido (latón).

Pies ajustables en acero inox.

COLORES: negro gofrado, latón.

## Estantes (4)

EASYLAK+ / SILCOLAK: realizado en panel de aglomerado de madera MDF medium density, con bajo contenido de formaldehído (certificado clase E1, CARB P2 / TSCA Title VI). Estante caracterizado por chaflandes inclinados a vista en el lado frontal y en el lado trasero. Grosor 22 mm, lacado

LASERMAT + CDF NEGRO / MADERA + CDF NEGRO / MADERA SELECTION + CDF NEGRO: realizado en panel ecológico en fibra de madera con alta densidad (CDF - certificado clase E1, CARB P2 / TSCA Title VI). Estante caracterizado por chaflandes inclinados a vista en el lado frontal y en el lado trasero. Grosor 12 / 19 mm, borde negro a vista.

VIDRIO: grosor 6 mm, temperado con canto hilo brillante.

CORIAN® / MÁRMOL / PIEDRA / COMPUESTO MDI: estante cuadrado grosor 12 mm.

Capacidad máxima de carga (los caudales indicados se refieren a secciones L 27,5 / L 55 / L 110 cm, con pesos distribuidos uniformemente):

- grosor 0,6 cm: máx 20 kg
- grosor 1,2 cm: máx 30 kilos
- grosor 1,9 - 2,2 cm: máx 50 kilos

COLORES: gama completa de colores/maderas.

COLORES CORIAN®: blanco / gris Stratus semi-brillante.

COLORES VIDRIO: realizable solo en las variantes extralight transparente / transparente fumé gris.

MÁRMOL / PIEDRA: realizable en mármol Blanco Carrara / mármol Grey Stone / Piedra d'Avola / Piedra Lavica negra enneDue.

## Top (5)

EASYLAK+ / SILCOLAK: realizado en panel de aglomerado de madera MDF medium density, con bajo contenido de formaldehído (certificado clase E1, CARB P2 / TSCA Title VI). Estante caracterizado por chaflandes inclinados a vista en el lado frontal y en el lado trasero. Grosor 22 mm, lacado

LASERMAT + CDF NEGRO / MADERA + CDF NEGRO / MADERA SELECTION + CDF NEGRO: realizado en panel ecológico en fibra de madera con alta densidad (CDF - certificado clase E1, CARB P2 / TSCA Title VI). Grosor 12 mm, borde negro a vista.

CORIAN® / MÁRMOL / PIEDRA / COMPUESTO MDI: encimera cuadrada grosor 12 mm.

Capacidad máxima de carga: ver "Estantes".

COLORES: gama completa de colores/maderas.

COLORES CORIAN®: blanco / gris Stratus semi-brillante.

MÁRMOL / PIEDRA: realizable en mármol Blanco Carrara / mármol Grey Stone / Piedra d'Avola / Piedra Lavica negra enneDue.

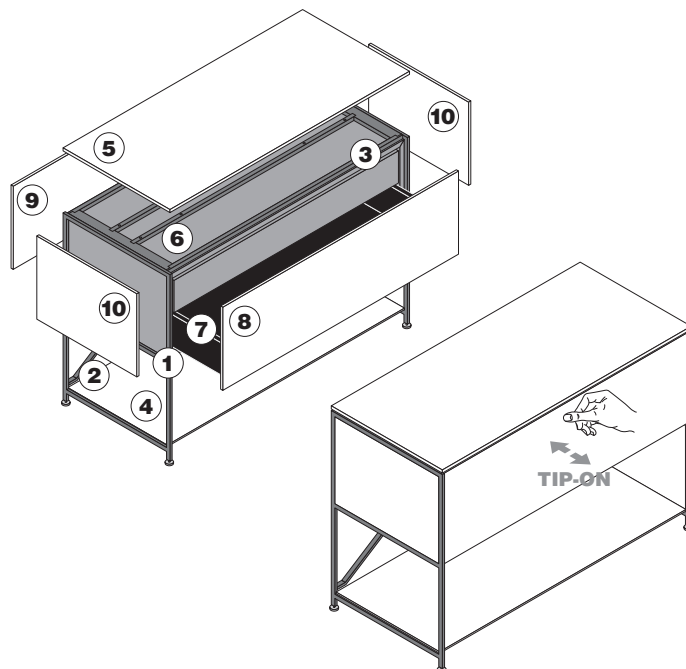
## Contenedor (6)

Realizados en paneles de partículas de madera grosor 19 mm, hidrófugos, con bajo contenido de formaldehído (certificado clase E1, CARB P2/ TSCA Title VI) melamínico con papeles con alto gramaje tratados con resinas melamínicas. Borde delantero y trasero en ABS del mismo color.

COLOR: negro Sablé (acabado exclusivo para R.I.G. BATHROOM).

## Cajones (7)

Sistema LEGRABOX, con bordes laterales y posteriores en metal lacado en color negro mate. Fondo en madera ennoblecida negro y frente (cajones internos) en madera ennoblecida acabado mueble contenedor.



## Frentes (8), paneles traseros (9), costados laterales (10)

EASYLAK+ / SILCOLAK: realizado en panel de aglomerado de madera MDF medium density, con bajo contenido de formaldehído (certificado clase E1, CARB P2 / TSCA Title VI). Lacado

LASERMAT + CDF NEGRO / MADERA + CDF NEGRO / MADERA SELECTION + CDF NEGRO: realizado en panel ecológico en fibra de madera con alta densidad (CDF - certificado clase E1, CARB P2 / TSCA Title VI). Borde negro a vista.

MÁRMOL / PIEDRA / COMPUESTO MDI: panel cuadrado grosor 12 mm (costados laterales grosor 10 mm).

Frentes con apertura automática asistida "TIP-ON".

COLORES: gama completa de colores/maderas.

MÁRMOL / PIEDRA: realizable en mármol Blanco Carrara / mármol Grey Stone / Piedra d'Avola.

# R.I.G. BATHROOM

ACABADOS REALIZABLES - FRENTEROS

MUEBLE  
CONTENEDOR  
ENNOBLECIDO.



604  
Negro Sablé \*

\* Acabados exclusivos R.I.G. BATHROOM

## ACABADO FRENTEROS

## COLORES / MADERAS

### EASYLAK+



506  
Blanco  
Cortina

507  
Gris Leeds

### LASERMAT + CDF NEGRO - Borde negro a vista



178  
Blanco Malè

183  
Blanco Kos

179  
Beige Luxor

187  
Beige Arizona

184  
Gris Efeso

202  
Gris Antrim

181  
Gris Londra

185  
Gris Bromo

203  
Azul Fes

188  
Verde  
Comodoro


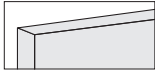


186  
Cacao  
Orinoco

182  
Negro Ingo

189  
Rojo Jaipur

### SILCOLAK



521  
Blanco  
Siberia

523  
Ostra

524  
Gris Luton

525  
Grava

526  
Heno

527  
Cuerda


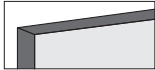
528  
Limo

529  
Pizzarra

530  
Negro Abismo

531  
Negro Intenso

### MADERA + CDF NEGRO - Borde negro a vista



049  
Roble

033  
Roble ceniza

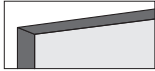
076  
Roble grafito

334  
Ecowood Xilo  
2.0 Planked  
Sand (18.22)

335  
Ecowood Xilo  
2.0 Planked  
Grey (18.23)

333  
Ecowood Xilo  
2.0 Striped  
Black (18.04)

### MADERA SELECTION + CDF NEGRO - Borde negro a vista



337  
Olmo  
americano

048  
Alma de  
nogal

093  
Nogal canaletto  
(americano)  
U.S.

101  
Roble  
ahumado

### PIEDRA - MÁRMOL



240  
Mármol  
blanco  
Carrara

260  
Mármol Grey  
Stone

273  
Pietra d'Avola

### COMPUESTO MDI



231  
Devon

232  
Surrey

# R.I.G. BATHROOM


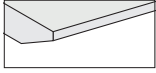
ACABADOS REALIZABLES - ESTANTES

\* Acabados exclusivos R.I.G. BATHROOM


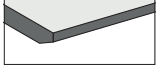
ACABADO  
ESTANTES

COLORES / MADERAS

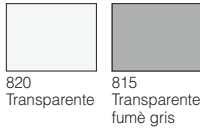
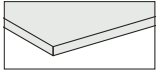
EASYLAK+ - H 22 mm



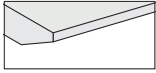
LASERMAT + CDF NEGRO - H 12 / 19 mm - Borde negro a vista.



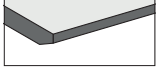
VIDRIO - H 6 mm



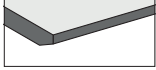
SILCOLAK - H 22 mm



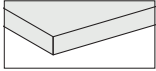
MADERA + CDF NEGRO - H 12 / 19 mm - Borde negro a vista.



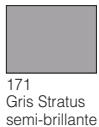
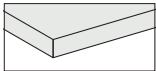
MADERA SELECTION + CDF NEGRO - H 12 / 19 mm - Borde negro a vista.



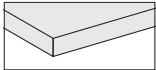
CORIAN® - H 12 mm



CORIAN® EXTRA - H 12 mm



PIEDRA - MÁRMOL - H 12 mm



# R.I.G. BATHROOM

ACABADOS REALIZABLES - ESTANTES

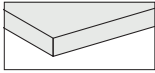
\* Acabados exclusivos R.I.G. BATHROOM

ACABADO  
ESTANTES

COLORES / MADERAS

---

COMPUESTO MDI - H 12 mm



231  
Devon



232  
Surrey



# R.I.G. BATHROOM

ACABADOS REALIZABLES - ENCIMERAS

\* Acabados exclusivos R.I.G. BATHROOM

TIPOS LAVABOS



SOBRE  
ENCIMERA  
apoyado



SOBRE  
ENCIMERA  
empotrado



BAJO  
ENCIMERA  
empotrado

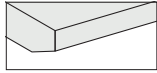


ENRASADO  
A LA  
ENCIMERA  
moldeado

ACABADO  
ENCIMERAS

COLORES / MADERAS

EASYLAK+



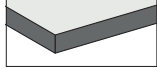
506  
Blanco  
Cortina



507  
Gris Leeds



LASERMAT + CDF NEGRO - H 12 mm - Borde negro a vista.



178  
Blanco Malè



183  
Blanco Kos



179  
Beige Luxor



187  
Beige Arizona



184  
Gris Efeso



202  
Gris Antrim



181  
Gris Londra



185  
Gris Bromo



203  
Azul Fes



188  
Verde  
Comodoro



186  
Cacao  
Orinoco



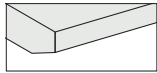
182  
Negro Ingo



189  
Rojo Jaipur



SILCOLAK



521  
Blanco  
Siberia



523  
Ostra



524  
Gris Luton



525  
Grava



526  
Heno



527  
Cuerda



528  
Limo



529  
Pizarra



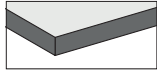
530  
Negro Abismo



531  
Negro Intenso



MADERA + CDF NEGRO - H 12 mm - Borde negro a vista.



049  
Roble



033  
Roble ceniza



076  
Roble grafito



334  
Ecowood Xilo  
2.0 Planked  
Sand (18.22)



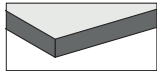
335  
Ecowood Xilo  
2.0 Planked  
Grey (18.23)



333  
Ecowood Xilo  
2.0 Striped  
Black (18.04)



MADERA SELECTION + CDF NEGRO - H 12 mm - Borde negro a vista.



337  
Olmo  
americano



048  
Alma de  
nogal



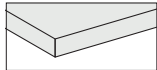
093  
Nogal canaletto  
(americano)  
U.S.



101  
Roble  
ahumado



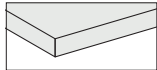
CORIAN® - H 12 mm



173  
Blanco



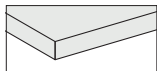
CORIAN® EXTRA - H 12 mm



171  
Gris Stratus  
semi-brillante



PIEDRA - MÁRMOL - H 12 mm



240  
Mármol  
blanco  
Carrara



260  
Mármol Grey  
Stone



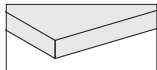
273  
Pietra d'Avola



955  
Piedra  
lávica negra  
enneDue\*



COMPUESTO MDI - H 12 mm



231  
Devon



232  
Surrey

