

# ENKI

**Design by**  
Evangelos Vasileiou

## Description

Enki is the first seating Evangelos Vasileiou has designed for Ligne Roset. Intended to respond to multiple requirements, its pure, elegant lines lend themselves to both stand-alone seating (settees, armchair, footstool) and corner compositions, with a range of 18 items in total. To make it possible to tailor both looks and comfort, there is a choice between 2 leg heights (10 cm or 13 cm), giving a seat height of either 41 cm or 44 cm, and a choice of 2 heights for the back cushions (high version 51 cm; low version 40 cm).

## Technical Specifications

### CONSTRUCTION

Settees and armchair: armrest and backrest in 3-layer particleboard and MDF. Seat: mechanically-soldered steel and rods of multi-ply.

Footstool: seat in 3-layer particleboard and panels of multi-ply.

Panels clad in polyether foam and high resilience polyurethane Bultex foam. The entire structure is clad in 200 g/m<sup>2</sup> polyester quilting.

Round legs Ø 20 mm in matt black lacquered steel. Choice of 2 heights: H 10 cm or H 13 cm.

### COMFORT

Suspension of seat via elastic webbing. Seat cushion in high resilience polyurethane Bultex foam 36 kg/m<sup>3</sup> – 2.8 kPa, 42 kg/m<sup>3</sup> – 4.8 kPa and 200 g/m<sup>2</sup> polyester quilting. Structure of seat clad in 200 g/m<sup>2</sup> polyester quilting. Backrest in high resilience Bultex foam 36 kg/m<sup>3</sup> – 2.8 kPa, 26 kg/m<sup>3</sup> – 1.4 kPa and 200 g/m<sup>2</sup> polyester quilting. Armrests in high resilience Bultex foam 26 kg/m<sup>3</sup> – 1.4 kPa and 200 g/m<sup>2</sup> polyester quilting. High back cushions filled with goose feathers and down, of which 15 % feathers and foam, with 3 mm thick sheet ABS rear reinforcement (settees : 74 x 51 cm, armchair : 60 x 41 cm). Low back cushions (may replace the high back cushions of both settees) filled with goose feathers and down, of which 15 % feathers (74 x 40 cm). Pair of small scatter cushions 50 x 50 cm for the 1-arm settees or asymmetrical settees, to dress the corner of a composition.

### MAKING-UP

Structure of back/armrest and seat : 5 mm baguette stitching. Seat and back cushions : 8 mm bourrelet stitch.

Covers are removable.

### COVERING MATERIALS

This classic seat, which offers both stand-alone settees and armchairs and corner compositions, is most ideally covered in leather or Alcantara, but also works well in wools or velvets. It may be rendered in a bi-material and/or bicolour interpretation: structure + seat in one colour/material, back cushions in another.

## More info at

[www.ligne-roset.com](http://www.ligne-roset.com)

© Ligne Roset 2021



## ARMCHAIR COMPLETE ITEM

### DIMENSIONS

H 820 mm - W 840 mm - D 840 mm - SH 410 mm -

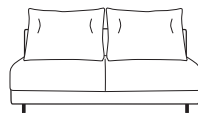
### Other sizes



armchair complete item

### DIMENSIONS

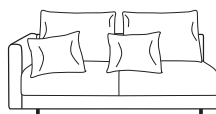
H 820 - mm  
W 840 - mm  
D 840 - mm  
SH 410 - mm



medium settee without arms complete item - high back cushions

### DIMENSIONS

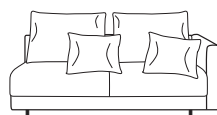
H 890 - mm  
W 1560 - mm  
D 975 - mm  
SH 410 - mm



medium 1-armed corner settee (right) complete item - high back cushions

### DIMENSIONS

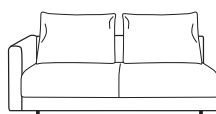
H 890 - mm  
W 1720 - mm  
D 975 - mm  
SH 410 - mm



medium 1-armed corner settee (left) complete item - high back cushions

### DIMENSIONS

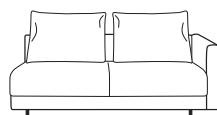
H 890 - mm  
W 1720 - mm  
D 975 - mm  
SH 410 - mm



one-armed medium settee right complete item - high back cushions

### DIMENSIONS

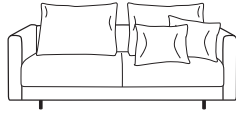
H 890 - mm  
W 1720 - mm  
D 975 - mm  
SH 410 - mm



one-armed medium settee left complete item - high back cushions

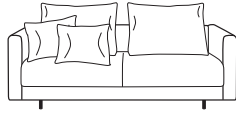
### DIMENSIONS

H 890 - mm  
W 1720 - mm  
D 975 - mm  
SH 410 - mm



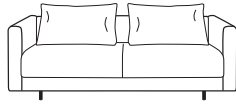
medium asymmetrical settee right  
complete item - high back cushions

**DIMENSIONS**  
H 890 - mm  
W 1880 - mm  
D 975 - mm  
SH 410 - mm



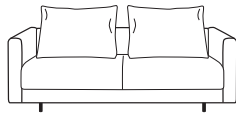
medium asymmetrical settee left  
complete item - high back cushions

**DIMENSIONS**  
H 890 - mm  
W 1880 - mm  
D 975 - mm  
SH 410 - mm




medium settee complete item - low  
back cushions

**DIMENSIONS**  
H 760 - mm  
W 1880 - mm  
D 975 - mm  
SH 410 - mm




medium settee complete item - high  
back cushions

**DIMENSIONS**  
H 890 - mm  
W 1880 - mm  
D 975 - mm  
SH 410 - mm




large settee without arms complete item  
- high back cushions

**DIMENSIONS**  
H 890 - mm  
W 2340 - mm  
D 975 - mm  
SH 410 - mm



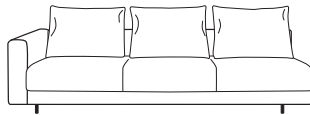
large 1-armed corner settee right  
complete item - high back cushions

**DIMENSIONS**  
H 890 - mm  
W 2500 - mm  
D 975 - mm  
SH 410 - mm




large 1-armed corner settee left  
complete item - high back cushions

**DIMENSIONS**  
H 890 - mm  
W 2500 - mm  
D 975 - mm  
SH 410 - mm



large long arm settee right complete  
item - high back cushions

**DIMENSIONS**  
H 890 - mm  
W 2500 - mm  
D 975 - mm  
SH 410 - mm




large long arm settee left complete item  
- high back cushions

**DIMENSIONS**  
H 890 - mm  
W 2500 - mm  
D 975 - mm  
SH 410 - mm



large asymmetrical settee right  
complete item - high back cushions

**DIMENSIONS**  
H 890 - mm  
W 2660 - mm  
D 975 - mm  
SH 410 - mm



large asymmetrical settee left complete  
item - high back cushions


**DIMENSIONS**  
H 890 - mm  
W 2660 - mm  
D 975 - mm  
SH 410 - mm



large settee complete item - low back cushions

**DIMENSIONS**


H 760 - mm  
W 2660 - mm  
D 975 - mm  
SH 410 - mm



large settee complete item - high back cushions

**DIMENSIONS**

H 890 - mm  
W 2660 - mm  
D 975 - mm  
SH 410 - mm



footstool complete item

**DIMENSIONS**

W 780 - mm  
D 780 - mm  
SH 410 - mm