

CURULE

Design by
Pierre Paulin

Description

This re-edition of Pierre Paulin's early 1980s design comes in solid natural or black-stained beech with a soft matching full grain cowhide backrest. It was displayed at the Musée des Arts Décoratifs in September 1983. The chair folds in the center and is stamped with Paulin's signature on the lower rear part of the frame.

Technical Specifications

CONSTRUCTION

Curved solid beech slats, cut from the same piece of wood and assembled using threaded steel posts and rivets.

COMFORT

Seat and arms in beech. Backrest in soft pigmented full grain hide. Seat folds in the centre.

MAKING-UP

Frame in matt varnished black-stained beech with backrest in black hide. The name Pierre Paulin is stamped on every Curule chair, on the lower rear part of the frame.

www.ligne-roset.com

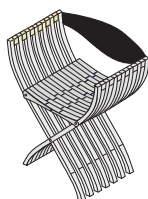
© Ligne Roset 2021



DINING CHAIR NATURAL OAK

DIMENSIONS

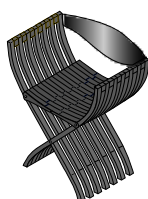
H 27 " - W 22 " - D 14 " - SH 17 " -



dining chair natural oak

DIMENSIONS

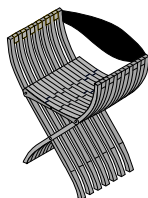
H 27 - "
W 22 - "
D 14 - "
SH 17 - "



dining chair black stained beech

DIMENSIONS

H 27 - "
W 22 - "
D 14 - "
SH 17 - "



dining chair walnut

DIMENSIONS

H 27 - "
W 22 - "
D 14 - "
SH 17 - "