

# ASMARA

Design by  
Bernard Govin

**Description**

"A new way of living!" was the 1968 introduction by American Vogue about Bernard Govin's U.F.O. (Unidentified Flying Object), which beautifully embodies this floor-loving style of interior arrangement which has also been called « low look ». After a long period during which it was only to be seen in the collections of the Musée des Arts décoratifs, Asmara is now making its big comeback to the collection for the 160th anniversary of Ligne Roset. Nostalgics, collectors, fans of co-working and above all visionaries will want to seize the opportunity to rediscover this mythical seating, its comfort further improved by the latest innovations from the Roset R&D department! Asmara defines itself as a modular settee in a stretch fabric, the concave shapes of which voluptuously hug the contours of the body in an aesthetically human design.

**Technical Specifications**

CONSTRUCTION : an all-foam model. Base in polyether foam (elements 501 and 503: 34 kg/m3 – 5.7 kPa ; elements 502 and 504 : 28 kg/m3 – 4.8 kPa).

COMFORT : elements 501 and 504 are composed of high resilience polyurethane Bultex foam (38 kg/m3 – 2.8 kPa and 36 kg/m3 – 2.8 kPa) clad in 110 g/m² polyester quilting. Element 502 is composed of high resilience polyurethane Bultex foam (36 kg/m3 – 2.8 kPa and 38 kg/m3 – 2.8 kPa) clad in 110 g/m² polyester quilting. Element 503 is composed of high resilience polyurethane Bultex foam (38 kg/m3 – 3.6 kPa) clad in 110 g/m² polyester quilting. Cushion in ultra-flexible foam (50 kg/m3 – 1.8 kPa).

MAKING-UP : fabrics with elastic properties must be selected. 5 mm baguette stitch detailing on all elements. Twin-needle stitching on cushion. Covers may be removed by a professional.

[www.ligne-roset.com](http://www.ligne-roset.com)

© Ligne Roset 2021



**ELEMENT 502 CONCAVE**

**DIMENSIONS**

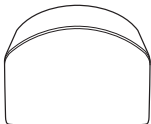
H 13 " - W 31 " - D 24 " - SH 8 " -



element 502 concave

**DIMENSIONS**

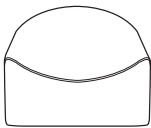
H 13 " -  
W 31 " -  
D 24 " -  
SH 8 " -



element 501 convex

**DIMENSIONS**

H 19 " -  
W 31 " -  
D 24 " -  
SH 19 " -



element 503 small back

**DIMENSIONS**

H 19 " -  
W 31 " -  
D 12 " -



element 504 large back

**DIMENSIONS**

H 19 " -  
W 31 " -  
D 24 " -



cushion

**DIMENSIONS**

Ø 16 " -



sofa end table

**DIMENSIONS**

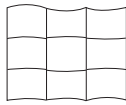
H 16 " -  
W 16 " -  
D 8 " -



composition 6 elements

**DIMENSIONS**

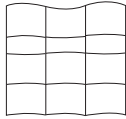
H 19 - "  
W 62 - "  
D 60 - "  
SH 8 - "



composition 9 elements

**DIMENSIONS**

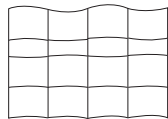
H 19 - "  
W 92 - "  
D 72 - "  
SH 8 - "



composition 12 elements

**DIMENSIONS**

H 19 - "  
W 92 - "  
D 84 - "  
SH 8 - "



composition 16 elements

**DIMENSIONS**

H 19 - "  
W 123 - "  
D 84 - "  
SH 8 - "