

# NILS

**Design by**  
Didier Gomez

## Description

The Nils settee has a particularly welcoming, pillowy appearance. Its contours are harmonious and balanced, their simplicity counterbalanced by their soft appearance and the sophistication of the stitching employed : the blend of simple and edge-to-edge stitching on the structure confers on Nils a 'made-to-measure' feel coloured with laid-back elegance.

## Technical Specifications

### CONSTRUCTION

3-layer laminated particleboard and panels of multi-ply clad in polyether foam and high resilience polyurethane Bultex foam. The entire structure is then clad in 300 g/m2 polyester quilting.

### COMFORT

Suspension of seat via blocks of biconical Bonnell springs made from steel wire and linked together. Integral seat cushions in high resilience polyurethane Bultex foam 36 kg/m3 - 2.8 kPa with Bultex comfort layer 38 kg/m3 - 2.3 kPa. To guarantee longevity and optimise comfort, each seat place is reinforced with high resilience polyurethane foam 50 kg/m3 - 6.3 kPa to the front and Bultex foam 42 kg/m3 - 4.8 kPa on each side. Upper and front faces of seat cushion are clad in high resilience polyurethane Bultex foam and 300 g/m2 polyester quilting. Suspension of backrest in Bultex foam 36 kg/m3 - 2.8 kPa and high resilience polyurethane foam 50 kg/m3 - 6.3 kPa. Back cushions are compartmented and filled with new goose feathers. The front and rear edges of each armrest - also clad in high resilience polyurethane Bultex foam and polyester quilting - are reinforced in a similar way.

### MAKING-UP

A sophisticated association of 3 types of stitching : simple and edge-to-edge stitching for the structures, twin-needle stitching for the back cushions. Covers are fully removable (NB except where structure is in leather or microfibre). Seat platforms, back and armrests may be easily taken apart (to facilitate delivery or removal, if necessary).

### COVERING MATERIALS

Fabrics and leathers. Heavy cloths and chenilles work particularly well.

**More info at**  
[www.ligne-roset.com](http://www.ligne-roset.com)

© Ligne Roset 2021

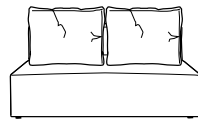


## MEDIUM SETTEE WITHOUT ARMS COMPLETE ITEM

### DIMENSIONS

H 850 mm - W 1300 mm - D 1020 mm - SH 385 mm -

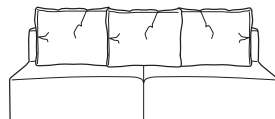
### Other sizes



medium settee without arms complete item

### DIMENSIONS

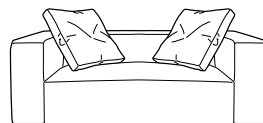
H 850 - mm  
W 1300 - mm  
D 1020 - mm  
SH 385 - mm



large settee without arms complete item

### DIMENSIONS

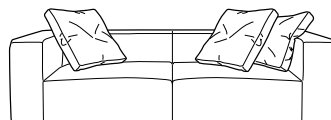
H 850 - mm  
W 1800 - mm  
D 1020 - mm  
SH 385 - mm



medium settee complete item

### DIMENSIONS

H 850 - mm  
W 1860 - mm  
D 1020 - mm  
SH 385 - mm



large settee complete item

### DIMENSIONS


H 850 - mm  
W 2360 - mm  
D 1020 - mm  
SH 385 - mm



medium 1-armed settee (right) complete item

### DIMENSIONS

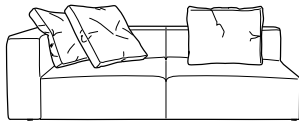
H 850 - mm  
W 1580 - mm  
D 1020 - mm  
SH 385 - mm



medium 1-armed settee (left) complete item

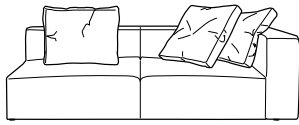
### DIMENSIONS

H 850 - mm  
W 1580 - mm  
D 1020 - mm  
SH 385 - mm



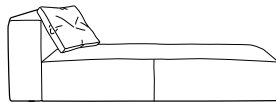
large 1-armed settee right complete item

**DIMENSIONS**  
H 850 - mm  
W 2080 - mm  
D 1020 - mm  
SH 385 - mm



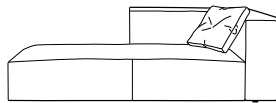
large 1-armed settee left complete item

**DIMENSIONS**  
H 850 - mm  
W 2080 - mm  
D 1020 - mm  
SH 385 - mm



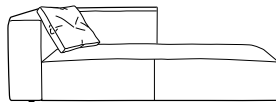
lounge settee complete item

**DIMENSIONS**  
H 850 - mm  
W 1060 - mm  
D 1750 - mm  
SH 385 - mm




lounge settee right complete item

**DIMENSIONS**  
H 850 - mm  
W 1340 - mm  
D 1750 - mm  
SH 385 - mm



lounge settee left complete item

**DIMENSIONS**  
H 850 - mm  
W 1340 - mm  
D 1750 - mm  
SH 385 - mm



footstool

**DIMENSIONS**  
W 900 - mm  
D 1020 - mm  
SH 385 - mm



back cushion

**DIMENSIONS**  
H 580 - mm  
W 560 - mm