

# PETER MALY 2

**Design by**  
Peter Maly

**Description**

A new edition of the bed which has been a Ligne Roset best-seller for more than two decades, the Peter Maly bed is aimed squarely at those whose priorities for their bedroom are the comfort, originality and aesthetics of their bed - those whose preference is for a pared-down bedroom offering generous space for rest and relaxation. Equally, in a small loft or studio, the Maly bed could also be used as a convivial space for entertaining or relaxing. The Maly bed is constructed around the idea of a vast central platform which is both soft and supple (slatted base, mattress and bedding), surrounded by horizontal planes for a more tautly rigorous geometric effect. The pillow/headboard cushions slide freely around the bed frame, allowing for a multitude of positions since there is no fixed way for the bed to be used.



**Technical Specifications**

**CONSTRUCTION**

Structure in black anodised aluminium profiles. Side panels in 3-layer particleboard clad in polyurethane foam 50 kg/m<sup>3</sup> - 6.3 kPa and polyester quilting 100 g/m<sup>2</sup>. Cylindrical feet with matt black lacquered steel plate - choice of two heights: 10 cm or 16 cm.

**COMFORT**

The bed frame takes all kinds of slatted bases and mattresses (one steel crosspiece at the head, another at the foot). Removable pillow-cushions with metallic fixings may be located at any point around the bed. Structure of cushions in high density polyurethane Bultex foam 26 kg/m<sup>3</sup> - 1.4 kPa with steel core and integral elastic-webbed suspension.

**MAKING-UP**

Covers of pillow-cushions are quilted with 300 g/m<sup>2</sup> polyester, with simple stitching; covers are removable and are held in place by zippers. Baguette stitching on side panels; covers are removable and are held in place by gripper strips.

**COVERING MATERIALS**

All covering materials (NB except technical impossibilities).

**More info at**

[www.ligne-roset.com](http://www.ligne-roset.com)

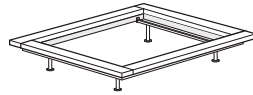
© Ligne Roset 2021

**BED FRAME BED 160 x 200**

**DIMENSIONS**

H 810 mm - W 2040 mm - D 2435 mm - SH 270 mm -

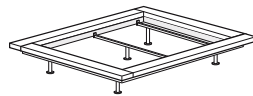
**Other sizes**



bed frame bed 160 x 200

**DIMENSIONS**

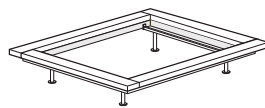
H 810 - mm  
W 2040 - mm  
D 2435 - mm  
SH 270 - mm



bed frame bed 152,4 x 203,2 (queen size)

**DIMENSIONS**

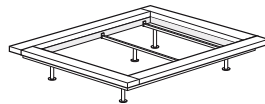
H 810 - mm  
W 1964 - mm  
D 2465 - mm  
SH 270 - mm



bed frame bed 180 x 200

**DIMENSIONS**

H 810 - mm  
W 2240 - mm  
D 2435 - mm  
SH 270 - mm



bed frame bed 193,04 x 203,2 (king size)

**DIMENSIONS**

H 810 - mm  
W 2370 - mm  
D 2465 - mm  
SH 270 - mm



back cushion for 160 beds

**DIMENSIONS**

H 540 - mm  
W 820 - mm  
D 230 - mm



back cushion for queen size beds (152,4 x 203,2)

**DIMENSIONS**

H 540 - mm  
W 760 - mm  
D 230 - mm



back cushion for 180 beds

**DIMENSIONS**

H 540 - mm

W 920 - mm

D 230 - mm



back cushion for king size beds (193,4  
x 203,2)

**DIMENSIONS**

H 540 - mm

W 985 - mm

D 230 - mm