

# MAKE YOUR PROJECT Wardrobe Collection


# MAKE YOUR PROJECT Wardrobe Collection

## Make Your Project, Introduzione

Questo catalogo tecnico è stato concepito come uno strumento pratico e approfondito per supportare architetti, progettisti e professionisti del settore nell'utilizzo e nella personalizzazione del sistema Antibes, in tutte le sue varianti. Un sistema completo e modulare che va oltre la semplice funzione contenitiva: dalle cabine armadio ai sistemi giorno, dalle cassettiere ad isola alle boiserie, ogni componente è studiato per integrarsi con precisione in contesti sia residenziali che contract. Il cuore del sistema è rappresentato dalla struttura monospalla portante con fianchi pieni, che garantisce solidità e libertà compositiva, permettendo configurazioni lineari, bifacciali e monofacciali. Grazie alla compatibilità con le porte ADL — disponibili in versione a bilico o a libro — Antibes si presta a soluzioni su misura, adattandosi perfettamente agli spazi e alle esigenze funzionali. Il catalogo fornisce una panoramica dettagliata delle finiture, dei materiali disponibili e delle possibilità di integrazione con accessori interni, illuminazione e moduli speciali. Completano il documento le sezioni tecniche dedicate ai disegni quotati per agevolare ogni fase del progetto: dal concept iniziale alla realizzazione finale. Questo strumento è pensato per valorizzare le prestazioni tecniche e l'eleganza essenziale del sistema Antibes, espressione dell'approccio sartoriale e dell'eccellenza progettuale firmata Boffi.



This technical catalogue has been conceived as a practical and comprehensive tool to support architects, designers, and industry professionals in the use and customization of the Antibes system in all its variations. A complete and modular solution that goes far beyond simple storage: from walk-in wardrobes to living systems, from freestanding drawer units to boiserie panels, each component is carefully designed to integrate seamlessly into both residential and contract settings. At the heart of the system is the self-supporting single-side structure with full-height panels, which ensures solidity and compositional freedom, allowing for linear, double-sided, and single-sided configurations. Thanks to its compatibility with ADL doors — available in pivot or folding versions — Antibes lends itself to tailor-made solutions, adapting perfectly to different spaces and functional requirements. The catalogue provides a detailed overview of available finishes, materials, and integration options with internal accessories, lighting systems, and special modules. Technical sections include dimensioned drawings to support every stage of the process — from the initial concept to the final installation. This document is designed to highlight the technical performance and understated elegance of the Antibes system, a true expression of Boffi's tailored approach and design excellence.





Indice, Index

ANTIBES	008
ANTIBES Boiserie	154
ANTIBES Cassettiera ad isola Freestanding drawer island unit	182
ABENTIS Cassettiera modulare Modular drawer units	194

ANTIBES, design Piero Lissoni


# ANTIBES



Antibes ridefinisce il concetto di cabina armadio, trasformandolo in uno spazio in cui estetica e funzionalità convivono in perfetto equilibrio. Ogni dettaglio è progettato per rispecchiare gusti personali e necessità pratiche, offrendo soluzioni che superano le aspettative grazie all'approccio visionario di Boffi. È un sistema modulare di cabina armadio con fianchi strutturali ideato per rispondere alle più diverse esigenze di allestimento con la massima flessibilità di composizione. Si caratterizza per una vasta scelta di attrezzature, per le finiture raffinate e l'illuminazione integrata. Il progetto si completa con una raffinata architettura portante, pensata per accogliere diverse tipologie di porte ADL integrandosi con disinvoltura in contesti diversi. Le configurazioni possibili spaziano da soluzioni a parete a sistemi bifacciali o monofacciali, garantendo una perfetta adattabilità sia agli spazi più ampi che a quelli più raccolti.

Antibes redefines the concept of the walk-in closet, transforming it into a space where aesthetics and functionality coexist in perfect harmony. Every detail is designed to reflect personal taste and practical needs, offering solutions that exceed expectations thanks to Boffi's visionary approach. It is a modular walk-in closet system with structural side panels, conceived to meet a wide range of layout requirements with maximum compositional flexibility. It stands out for its extensive selection of equipment, refined finishes, and integrated lighting. The project is completed by an elegant supporting structure, designed to accommodate various types of ADL doors and to seamlessly integrate into different interior settings. Available configurations range from wall-mounted setups to double- or single-sided systems, ensuring perfect adaptability to both spacious and compact environments.



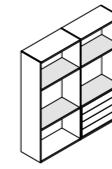
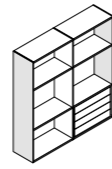
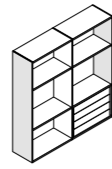
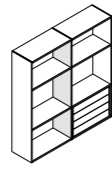
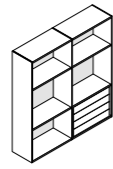
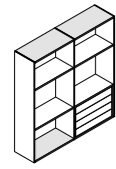




La struttura di armadi e cabine armadio si compone di moduli, fianchi, ripiani e attrezzature, elementi progettati per integrarsi tra loro in combinazioni flessibili. Per gli armadi, si aggiungono diverse varianti di ante, pensate per adattarsi alle modalità di apertura disponibili. Ogni componente è studiato per offrire soluzioni personalizzabili, in grado di rispondere a qualsiasi esigenza architettonica.

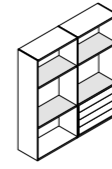
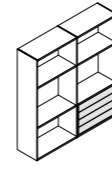
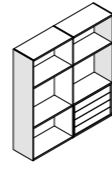
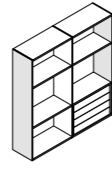
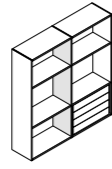
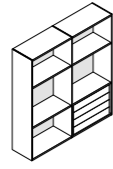
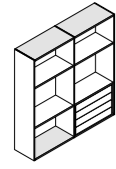
The structure of wardrobes and walk-in closets is made up of modules, side panels, shelves and equipment—elements designed to integrate seamlessly into flexible combinations. For wardrobes, various door options are available, tailored to suit different opening systems. Each component is carefully designed to offer customizable solutions that can meet any architectural requirement.





Fasce di prezzo	Moduli	Schienali	Fianchi intermedi	Fianchi terminali 22 mm	Fianchi terminali (i) 14 mm / Pannelli in finitura (e) 23 mm	Cassettiere / Contenitori	Ripiano / Ripiano portascarpe	Ripiano Rivestimento 2 lati	Illuminazione	Lavorazione alimentatore	Altre attrezzature
<b>Essential</b>	Nobilitato	Nobilitato	Nobilitato	Nobilitato		Nobilitato	Nobilitato		Senza illuminazione	Senza illuminazione	Barra appendiabiti
<b>Mid</b>			Telaio	Telaio	Nobilitato (i) / Easylak+ (e)	Nobilitato + Microfibra			Verticale su fianco	Alimentatore in appoggio	Contenitori con vassoi estraibili
			Nobilitato (profilo anteriore a telaio)	Nobilitato (profilo anteriore a telaio)	Nobilitato (i) / Lasermat (e)	Nobilitato + Pelle rigenerata					
					Nobilitato (i) / Silcolak (e)						
<b>High</b>	Silcolak	Silcolak	Silcolak	Silcolak	Nobilitato (i) / Ecolak (e)	Nobilitato + Pelle Silcolak	Silcolak	Nobilitato + Microfibra	Orizzontale (ripiano / top)		Modulo Vanity
		Microfibra (telaio)	Silcolak (profilo anteriore a telaio)	Silcolak (profilo anteriore a telaio)	Nobilitato (i) / Legno (e)	Silcolak + Microfibra	Vetro (telaio)	Nobilitato + Pelle rigenerata	Verticale su schienale		Modulo vetrina
		Pelle rigenerata (telaio)			Nobilitato (i) / Easy Metals (e)	Silcolak + Pelle rigenerata					
		Specchio (telaio)			Nobilitato (i) / Clay (e)	Silcolak + Pelle					
<b>Elite</b>	Legno	Tessuto D1 (telaio)	Legno	Legno	Nobilitato (i) / Poliestere (e)	Legno	Legno	Silcolak + Microfibra	Schienale retroilluminato	Alimentatore incassato	Ripiano portabicchieri
	Legno Selection	Legno	Extralight trasparente (telaio)	Extralight trasparente (telaio)	Nobilitato (i) / Legno Selection (e)	Legno Selection		Silcolak + Pelle rigenerata			Ripiano portabottiglie
		Tessuto D5 (telaio)	Trasparente fumé grigio (telaio)	Trasparente fumé grigio (telaio)	Nobilitato (i) / Metals (e)	Legno + Microfibra		Silcolak + Pelle			Contenitorie con piano in vetro
		Pelle (telaio)	Extralight acidato (telaio)	Extralight acidato (telaio)		Legno + Pelle rigenerata		Legno + Microfibra			Cassettiere con cassetto blindato
		Extralight trasparente (telaio)	Extralight lino matè (telaio)	Pelle (telaio), interno Nobilitato		Legno + Pelle		Legno + Pelle rigenerata			Pannelli retroarmadio Regular
		Extralight acidato (telaio)	Legno Selection	Extralight lino matè (telaio)		Legno Selection + Microfibra		Legno + Pelle			Pannelli retroarmadio Handframe
		Legno Selection	Legno (profilo anteriore a telaio)	Legno Selection		Legno Selection + Pelle rigenerata		Legno Selection + Microfibra			
		Extralight lino matè (telaio)	Legno Selection (profilo anteriore a telaio)	Legno (profilo anteriore a telaio)		Legno Selection + Pelle		Legno Selection + Pelle rigenerata			
		Retroilluminato		Pelle (telaio), interno Silcolak				Legno Selection + Pelle			
				Legno Selection (profilo anteriore a telaio)							
			Pelle (telaio), interno Legno								
			Pelle (telaio), interno Legno Selection								

Price range



Price Range	Modules	Back panels	Central partitions	22 mm end side panels	14 mm end side panels (i) / 23 mm side panels in finish (e)	Drawer units / Units	Shelves / Shoe shelves	Shelves Coated on 2 sides	Lighting	Cut-out for AC adapter	Other equipment
Essential	Melamine-coated	Melamine-coated	Melamine-coated	Melamine-coated		Melamine-coated	Melamine-coated		Without lighting	Without lighting	Hanging clothes rail
			Frame	Frame	Melamine-coated (i) / Easylak+ (e)	Melamine-coated + Microfibre			Vertical, on side	AC adapter laid on top	Elements with pull-out trays
Mid			Melamine-coated (framed front profile)	Melamine-coated (framed front profile)	Melamine-coated (i) / Lasermat (e)	Melamine-coated + Bonded leather					
					Melamine-coated (i) / Silcolak (e)						
	Silcolak	Silcolak	Silcolak	Silcolak	Melamine-coated (i) / Ecolak (e)	Melamine-coated + Leather Silcolak	Silcolak	Melamine-coated + Microfibre	Horizontal (shelf / top)		Vanity module
		Microfibre (framed)	Silcolak (framed front profile)	Silcolak (framed front profile)	Melamine-coated (i) / Wood (e)	Silcolak + Microfibre	Glass (framed)	Melamine-coated + Bonded leather	Vertical, on back		Display module
High		Bonded leather (framed)			Melamine-coated (i) / Easy Metals (e)	Silcolak + Bonded leather					
		Mirror (framed)			Melamine-coated (i) / Clay (e)	Silcolak + Leather					
	Wood	Fabric D1 (framed)	Wood	Wood	Melamine-coated (i) / Polyester (e)	Wood	Wood	Silcolak + Microfibre	Backlit back panel	Built-in AC adapter	Hanging stemware rack
	Wood Selection	Wood	Transparent Extralight (framed)	Transparent Extralight (framed)	Melamine-coated (i) / Wood Selection (e)	Wood Selection		Silcolak + Bonded leather			Bottle rack
Elite		Fabric D5 (framed)	Transparent smoky grey (framed)	Transparent smoky grey (framed)	Melamine-coated (i) / Metals (e)	Wood + Microfibre		Silcolak + Leather			Element with glass shelf
		Leather (framed)	Frosted Extralight (framed)	Frosted Extralight (framed)		Wood + Bonded leather		Wood + Microfibre			Drawer unit with armoured drawer (safe)
		Transparent Extralight (framed)	Linen matè Extralight (framed)	Leather (framed), with Melamine-coated filler		Wood + Leather		Wood + Bonded leather			Rear finishing panels Regular
		Frosted Extralight (framed)	Wood Selection	Linen matè Extralight (framed)		Wood Selection + Microfibre		Wood + Leather			Rear finishing panels Handframe
		Wood Selection	Wood (framed front profile)	Wood Selection		Wood Selection + Bonded leather		Wood Selection + Microfibre			
		Linen matè Extralight (framed)	Wood Selection (framed front profile)	Wood (framed front profile)		Wood Selection + Leather		Wood Selection + Bonded leather			
		Backlit		Leather (framed), with Silcolak filler				Wood Selection + Leather			
				Wood Selection (framed front profile)							
				Leather (telaio), with Wood filler							
				Leather (telaio), with Wood Selection filler							

# Fasce di prezzo

Fasce di prezzo	Regular	Handframe	Frame+	Quadro Alluminio	Quadro Alluminio rivestito legno
<b>Essential</b>	Nobilitato Easylak+				
<b>Mid</b>	Lasermat Silcolak Ecolak				
	Legno Easy Metals Clay	Extralight trasparente Trasparente fumé grigio Extralight acidato Vetri ADL cat H1			
	Poliestere Legno Selection	Metropolitan neutro Vetri ADL cat H2			
			Extralight trasparente Trasparente fumé grigio		
<b>High</b>			Vetri ADL cat D3 Vetri ADL cat D4		
		Vetri ADL cat H3			
			Extralight trasparente Trasparente fumé grigio Extralight acidato	Garage	
			Vetri ADL cat D1		
		Vetri ADL cat H4			
			Vetri ADL cat A1		
		Extralight lino matè			
	Metals			Vetri ADL cat A2	
			Vetri ADL cat A3		

Fasce di prezzo	Regular	Handframe	Frame+	Quadro Alluminio	Quadro Alluminio rivestito legno
<b>High</b>			Vetri ADL cat D2		
<b>Elite</b>			Extralight lino matè	Metropolitan neutro	
					Extralight trasparente Trasparente fumé grigio
				Vetri ADL cat A4	
					Garage
					Vetri ADL cat A1
					Vetri ADL cat A2
					Vetri ADL cat A3
				Vetri ADL cat A5	
		MVI A Pelle rigenerata			
					Metropolitan neutro
	MVI B Tessuto D1				
			MVI A		
				Vetri ADL cat A4	
			MVI B		
				Vetri ADL cat A5	
				MVI A	
				MVI B	
				Pelle	

Price range

Price range	Regular	Handframe	Frame+	Quadro Aluminium	Quadro Wooden coated aluminium
<b>Essential</b>	Melamine-coated				
	Easylak+				
	Lasermat Silcolak				
	Ecolak				
<b>Mid</b>	Wood Easy Metals Clay	Transparent Extralight Transparent smoky grey Frosted Extralight			
		ADL glass cat H1			
	Polyester Wood Selection				
		Neutral Metropolitan			
		ADL glass cat H2			
			Transparent Extralight Transparent smoky grey		
<b>High</b>			ADL glass cat D3 ADL glass cat D4		
		ADL glass cat H3			
			Transparent Extralight Transparent smoky grey Frosted Extralight		
				Garage	
			ADL glass cat D1		
		ADL glass cat H4			
				ADL glass cat A1	
		Linen matè Extralight			
				ADL glass cat A2	
	Metals				
			ADL glass cat A3		



Price range	Regular	Handframe	Frame+	Quadro Aluminium	Quadro Wooden coated aluminium
<b>High</b>			ADL glass cat D2		
				Neutral metropolitan	
<b>Elite</b>			Linen matè Extralight		
					Transparent Extralight Transparent smoky grey
				ADL glass cat A4	
					Garage
					ADL glass cat A1
					ADL glass cat A2
					ADL glass cat A3
				ADL glass cat A5	
		MVI A			
		Bonded leather			
					Neutral metropolitan
		MVI B			
		Fabric D1			
				MVI A	
				ADL glass cat A4	
			MVI B		
				ADL glass cat A5	
				MVI A	
				MVI B	
			Leather		

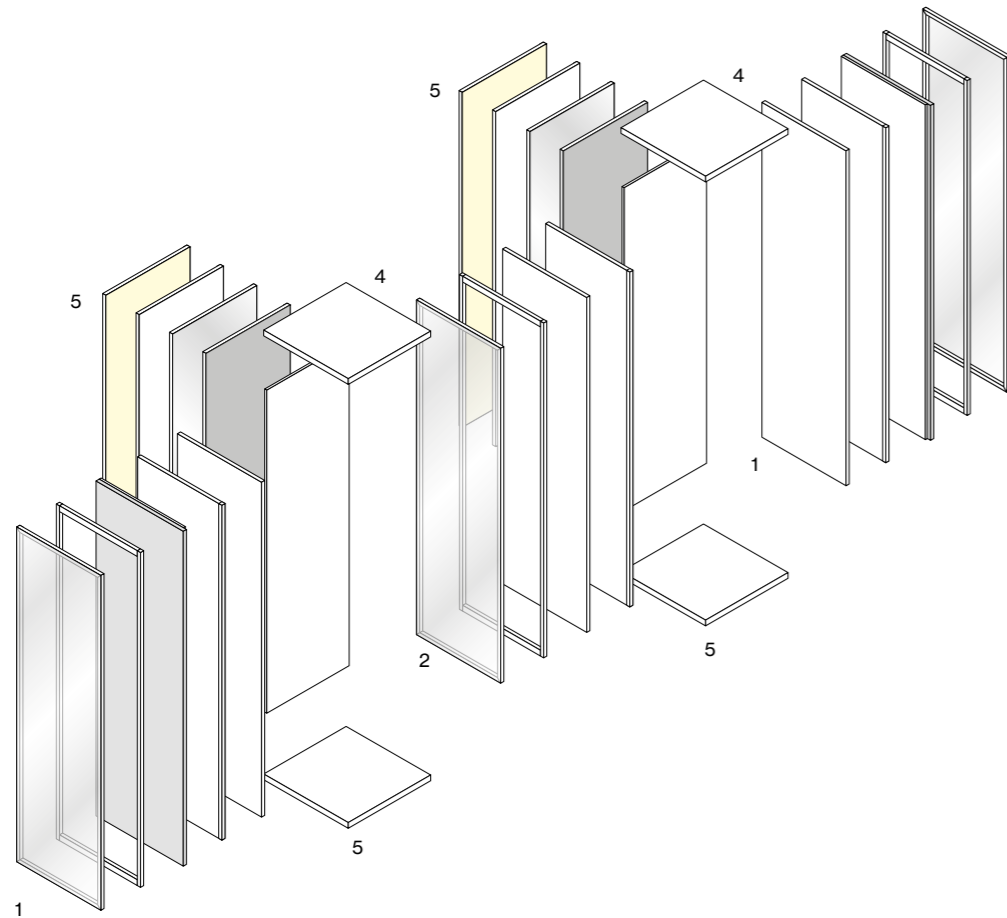


**Componenti**

- 1 Fianco terminale
- 2 Fianco intermedio
- 3 Basamento
- 4 Piano superiore
- 5 Schienale

**Components**

- 1 End side panel
- 2 Central partition
- 3 Base
- 4 Top
- 5 Back panel

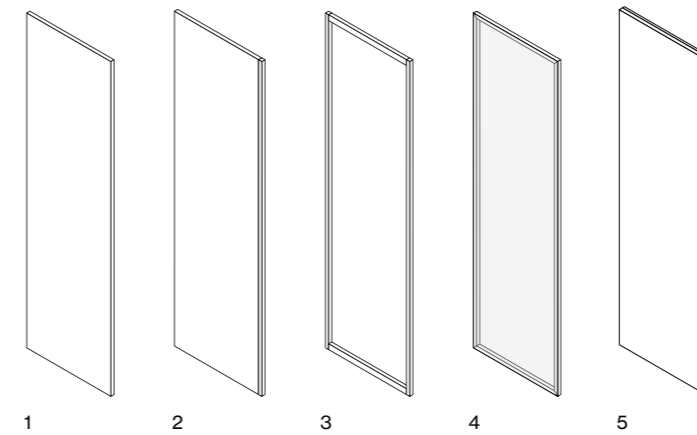


**Fianchi — Profondità 400 / 590 mm**

- 1 Fianco in Nobilitato, Silcolak, Legno, Legno Selection
- 2 Fianco in Nobilitato, Silcolak, Legno, Legno Selection con profilo anteriore a telaio
- 3 Fianco a telaio
- 4 Fianco a telaio con Vetro o Pelle
- 5 Fianco in Nobilitato, Silcolak, Legno, Legno Selection con pannello terminale in finitura

**Side panels — Depth 15 3/4" / 23 1/8"**

- 1 Side panel in Melamine, Silcolak, Wood, Wood Selection
- 2 Side panel in Melamine, Silcolak, Wood, Wood Selection with frontal framed profile
- 3 Framed side panel
- 4 Framed side panel with Glass or Leather
- 5 Side panel in melamine, Silcolak, Wood, Wood Selection with end panel in finish

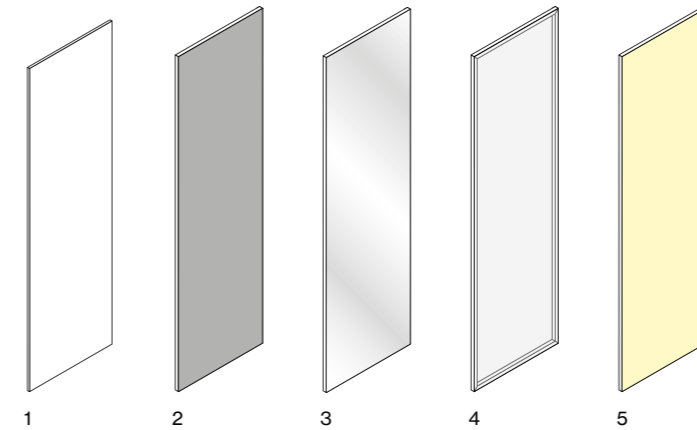


**Schienali**

- 1 Schienale in Nobilitato, Silcolak, Legno, Legno Selection
- 2 Schienale a telaio rivestito in Microfibra, Tessuto, Pelle rigenerata, Pelle
- 3 Schienale a telaio con Specchio
- 4 Schienale a telaio con Vetro
- 5 Schienale retroilluminato

**Back panels**

- 1 Back panel in Melamine, Silcolak, Wood, Wood Selection
- 2 Framed back panel covered in Microfiber, Fabric, Bonded leather, Leather
- 3 Framed back panel with Mirror
- 4 Framed back panel with Glass
- 5 Backlit backpanel



# Componenti strutturali

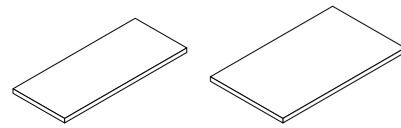
## Structural components

### Basamento e piano superiore — Profondità 400 / 590 mm

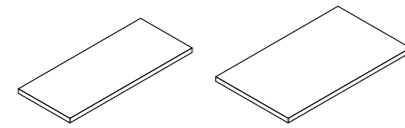
- 1 Basamento
- 2 Piano superiore

### Base and top — Depth 15 3/4" / 23 1/8"

- 1 Base
- 2 Top



1



2

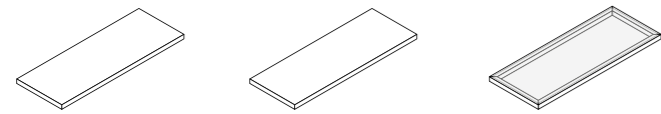
### Ripiani — Profondità 354 / 544 mm

- 1 Ripiano in Nobilitato, Silcolak, Legno, Legno Selection
- 2 Ripiano rivestito in Microfibra, Pelle rigenerata, Pelle
- 3 Ripiano in Vetro

### Shelves — Depth 13 7/8" / 21 3/8"

- 1 Shelf in Melamine, Silcolak, Wood, Wood Selection
- 2 Shelf covered in Microfiber, Bonded leather, Leather
- 3 Glass Shelf

### Profondità 354 mm Depth 15 3/4"

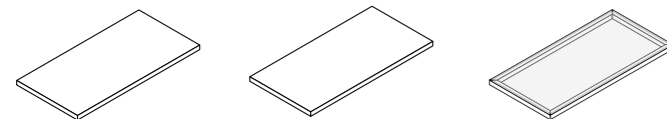


1

2

3

### Profondità 544 mm Depth 23 1/8"



1

2

3

### Nobilitato Melamine-coated



601  
Bianco mel  
Mel white



606  
Olmo  
Elm wood



610  
Larice termico  
Thermo-treated larch wood



611  
Noce canaletto  
Canaletto walnut



615  
Rovere chiaro  
Light oak


### Silcolak



521  
Bianco Siberia  
Siberia white



522  
Bianco Paros  
Paros white



523  
Ostrica  
Oyster-pearl



524  
Grigio Luton  
Luton grey



525  
Ghiaia  
Gravel grey



526  
Fieno  
Hay



527  
Corda  
Rope-colour



528  
Limo  
Silt



529  
Ardesia  
Slate grey



530  
Abisso  
Abyss black



531  
Nero Intenso  
Jet black



532  
Verde Myrtus  
Myrtus green



533  
Rosso Ribes  
Ribes red

### Legno Wood



049  
Rovere  
Oak



033  
Rovere cenere  
Ash-grey oak



076  
Rovere grafite  
Grey-graphite oak



150  
Rovere bianco alpino  
Alpine white oak



369  
Rovere naturale  
Natural oak

### Legno Selection Wood Selection



337  
Olmo americano  
American elm



093  
Noce canaletto U.S.  
Canaletto walnut U.S.



101  
Rovere affumicato  
Smoked oak



334  
Ecowood Xilo 2.0 planked  
sand (18.22)



335  
Ecowood Xilo 2.0 planked  
grey (18.23)



336  
Ecowood Xilo 2.0 striped  
black (18.04)



346  
Ecowood Indian rosewood  
(10.23)




347  
Ecowood Datuk ebony  
(10.44)

# Componenti strutturali

## Structural components


**Alluminio**  
**Aluminium**

	
083 Alluminio bronzato Aluminium bronze finish	084 Alluminio anodizzato nero Black anodised aluminium

**Microfibra**  
**Microfibre**


581 Tortora Dove grey

**Tessuto D1**  
**Fabric D1**

				
571 Bianco F923013 White F923013	574 Ecrù F923001 Écru F923001	572 Paglia F923002 Strawcoloured F923002	573 Grigio chiaro F923012 Light grey F923012	575 Taupe F923004 Taupe F923004

**Tessuto D5**  
**Fabric D5**

				
563 Grigio chiaro F931171 Light grey F931171	566 Grigio medio F931173 Mid-grey F931173	564 Beige F931224 Beige F931224	567 Pino F931886 Pine F931886	569 Ottanio F931893 Teal F931893
				
565 Rosso scuro F931584 Dark red F931584	568 Mattone F931552 Brick F931552	570 Cammello F931246 Camel F931246		

**Pelle rigenerata**  
**Bonded leather**

	
581 Talpa Taupe	582 Antracite Anthracite grey

**Pelle**  
**Leather**

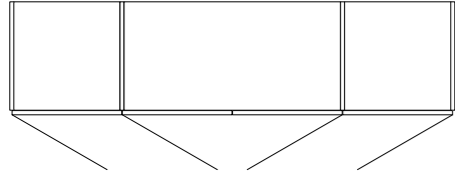
	
581 Agata Agata	582 Atena Atena

**Vetro**  
**Glass**

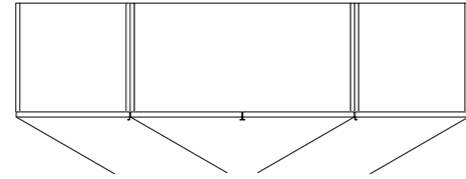
	
820 Extralight trasparente Transparent Extralight	815 Trasparente fumè grigio Transparent smoky grey

Tipologie di apertura degli armadi  
Wardrobe opening typologies

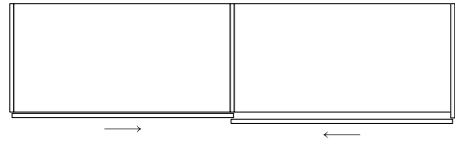
**Armadio con anta a battente Regular, Frame+, Handframe**  
Wardrobe with Regular, Frame+, Handframe doors



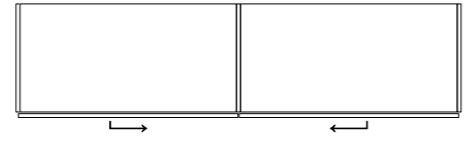
**Armadio con anta a battente Quadro**  
Wardrobe with Quadro doors



**Armadio con anta scorrevole Regular**  
Wardrobe with Regular sliding doors



**Armadio con anta scorrevole complanare Regular**  
Wardrobe with Regular coplanar sliding doors



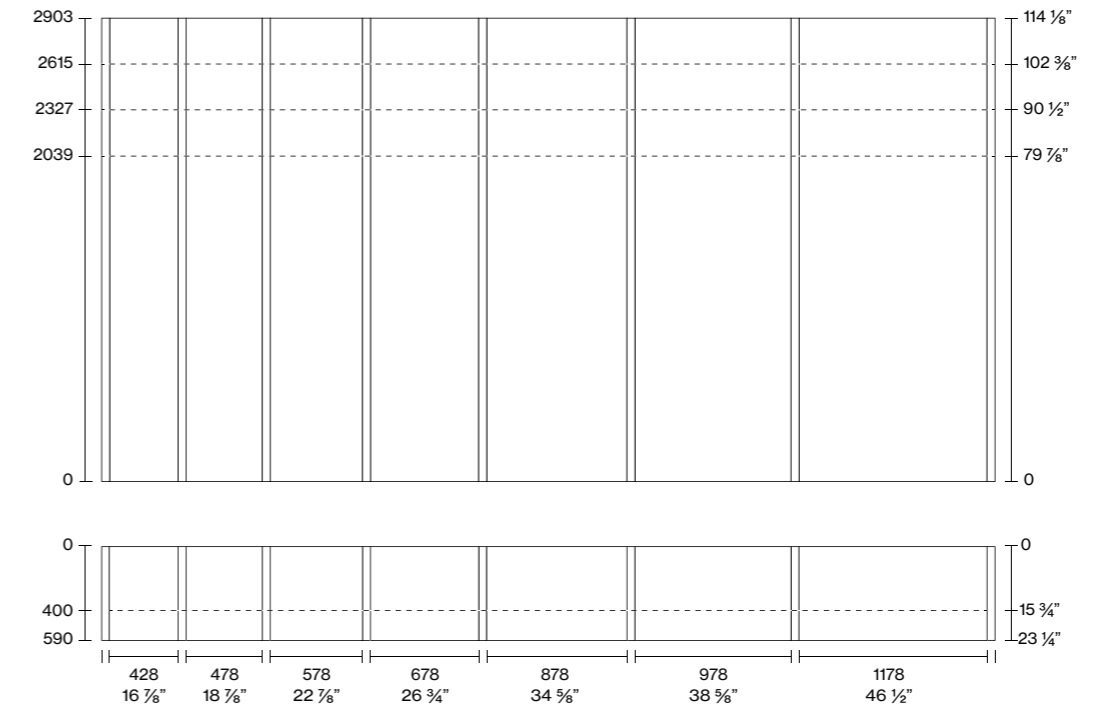
**Cabina armadio con fianchi**  
Walk-in closet with side panels



Modularità  
Modularity

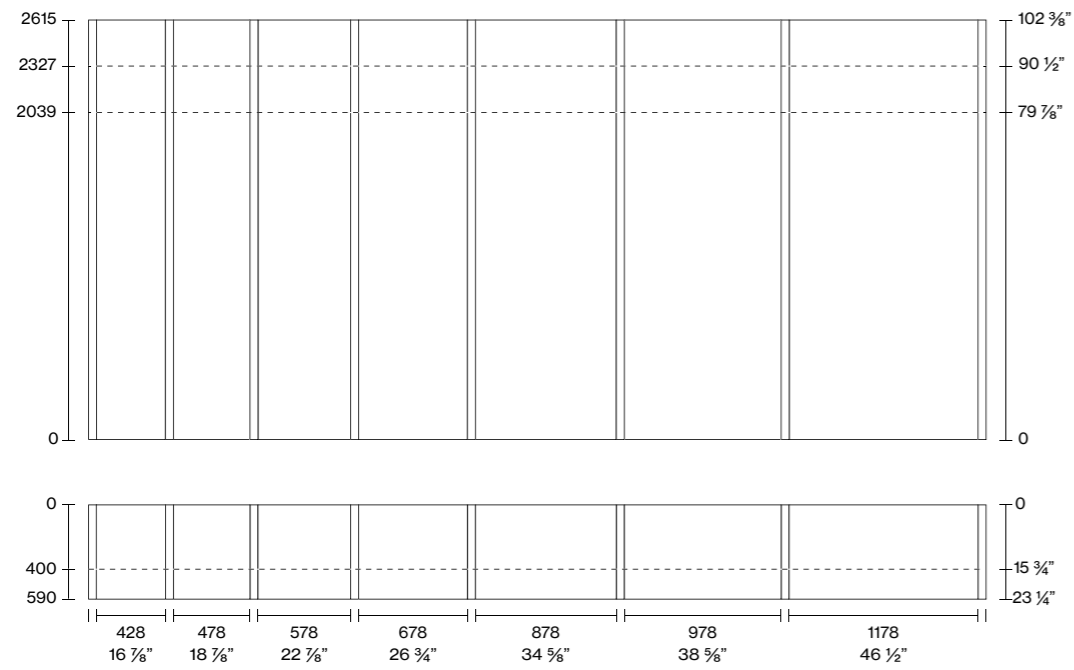
**Armadio con anta a battente Regular**  
Spessore fianchi: 22 mm

**Wardrobe with Regular hinged door**  
Side panels thickness: 7/8"



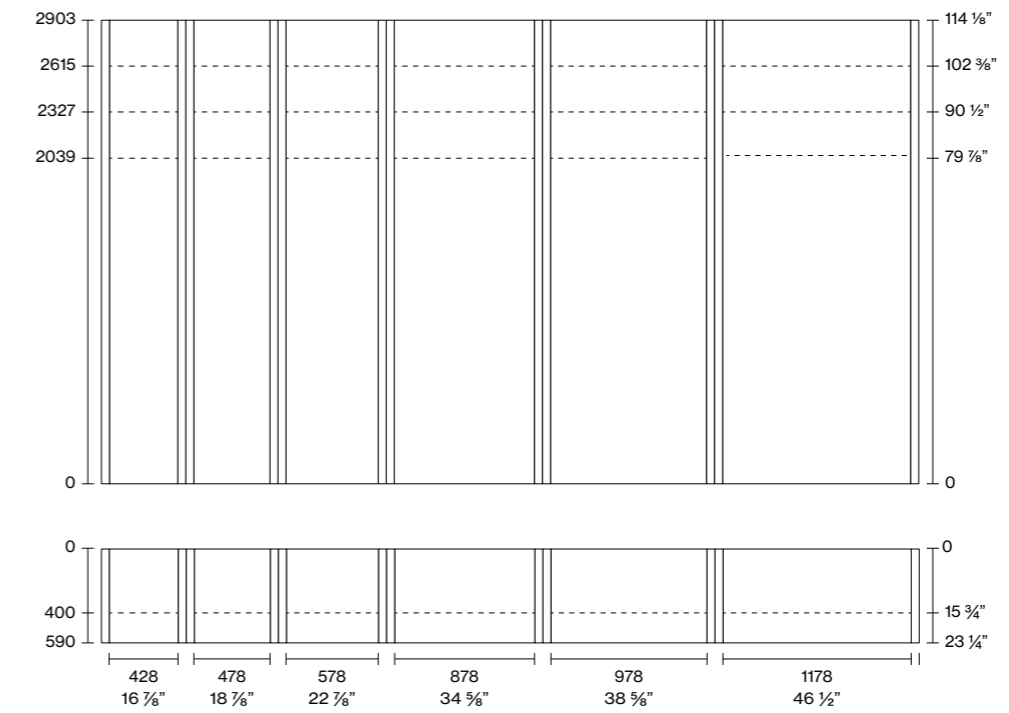
**Armadio con anta a battente Frame+/  
Handframe**  
Spessore fianchi: 22 / 26 mm

**Wardrobe with Frame+/Handframe  
hinged door**  
Side panels thickness: 7/8" / 1"



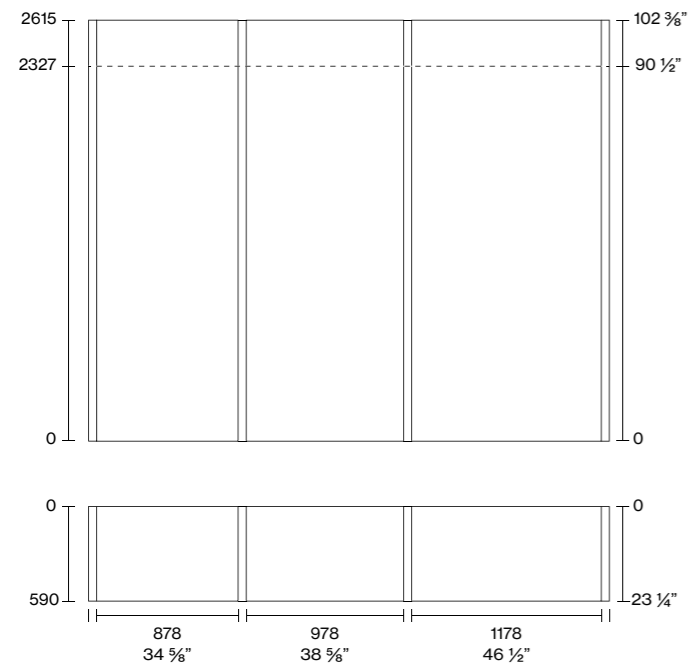
**Armadio con anta a battente Quadro**  
Spessore fianchi: 22 mm

**Wardrobe with Quadro hinged door**  
Side panels thickness: 7/8"



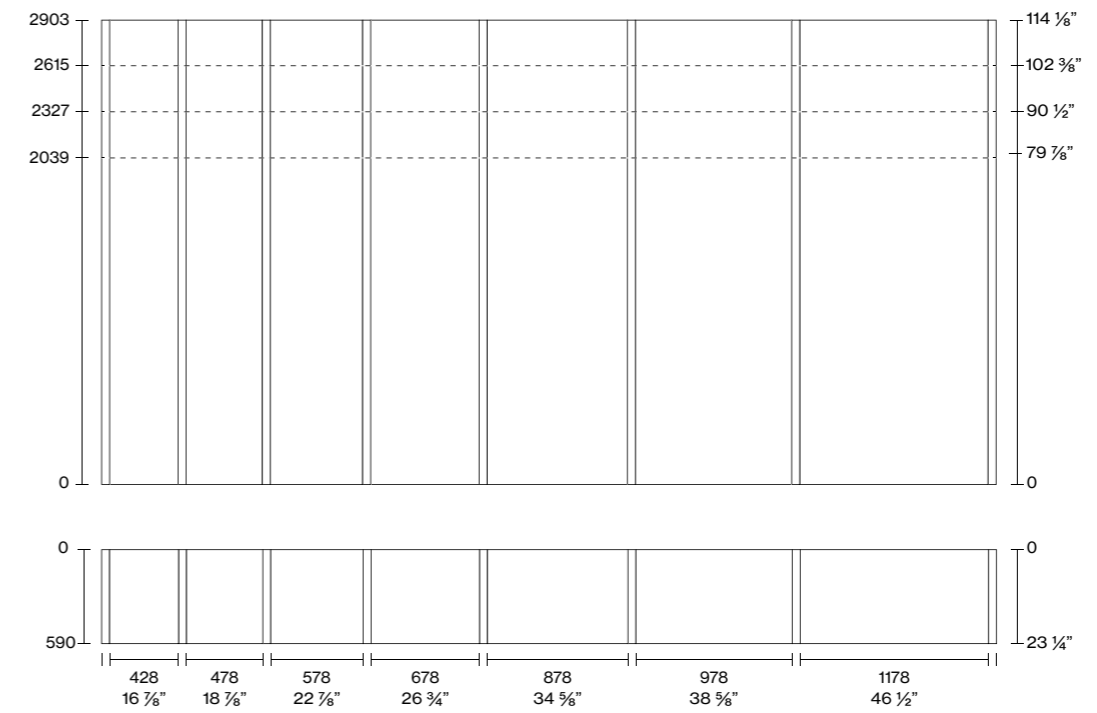
**Armadio con anta scorrevole/  
scorrevole complanare Regular**  
Spessore fianchi: 22 mm

**Wardrobe with Regular sliding/  
coplanar sliding door**  
Side panels thickness: 7/8"

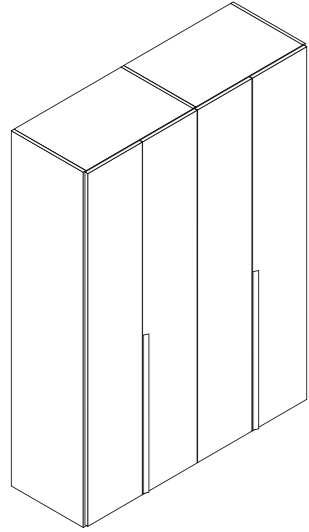


**Cabina armadio con fianchi**  
Spessore fianchi: 22 / 26 mm

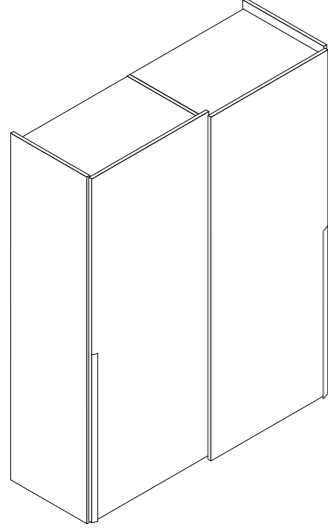
**Walk-in closet with side panels**  
Side panels thickness: 7/8" / 1"



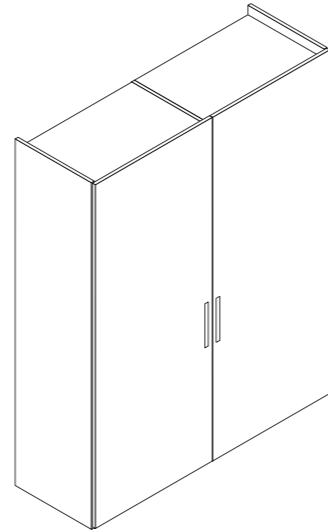
Armadio con anta Regular a battente  
Wardrobe with Regular hinged door



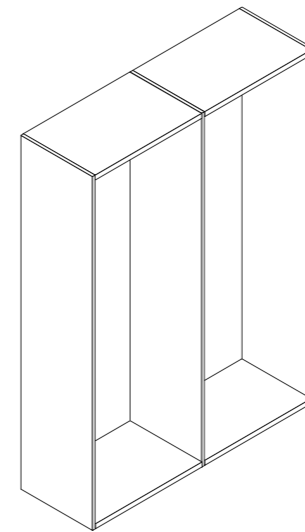
Armadio con anta Regular scorrevole  
Wardrobe with Regular sliding door



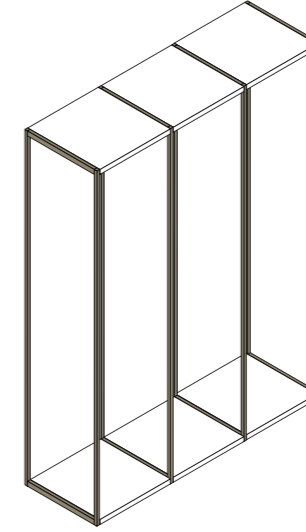
Armadio con anta Regular scorrevole  
complanare  
Wardrobe with Regular coplanar sliding door



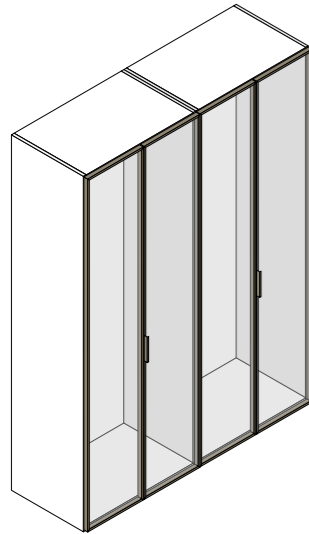
Cabina armadio con fianchi  
Walk-in closet with side panels



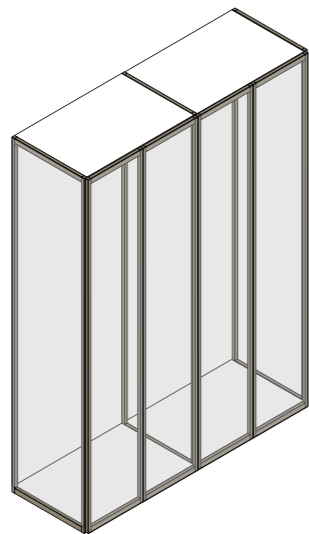
Cabina armadio con fianchi a telaio  
Walk-in closet with framed side panels



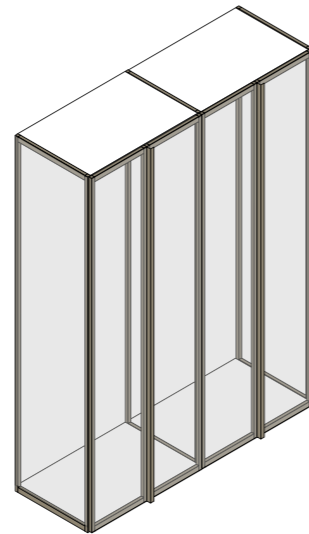
Armadio con anta Quadro a battente  
Wardrobe with Quadro hinged door



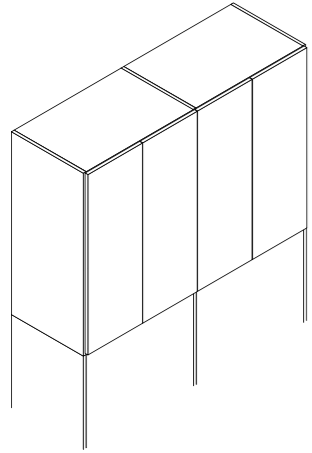
Armadio con anta Frame+  
Wardrobe with Frame+ door



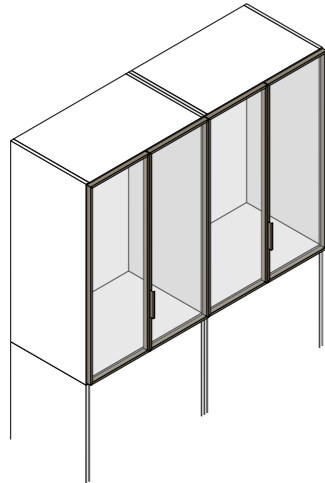
Armadio con anta Handframe  
Wardrobe with Handframe door



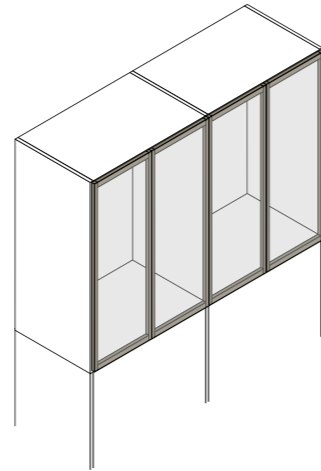
**Sovrarmadio con anta Regular a battente**  
Above-wardrobe unit with Regular hinged door



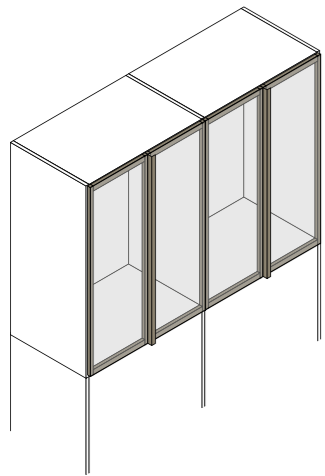
**Sovrarmadio con anta Quadro a battente**  
Above-wardrobe with Quadro hinged door



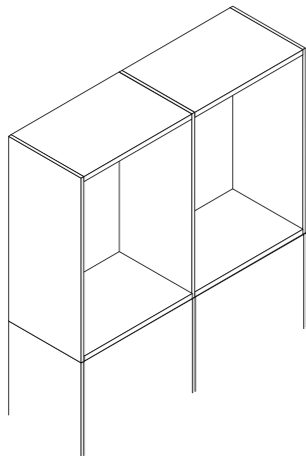
**Sovrarmadio con anta Frame+ a battente**  
Above-wardrobe unit with Frame+ hinged door



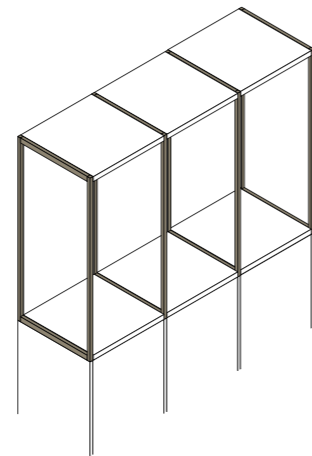
**Sovrarmadio con anta Handframe a battente**  
Above-wardrobe unit with Handframe hinged door



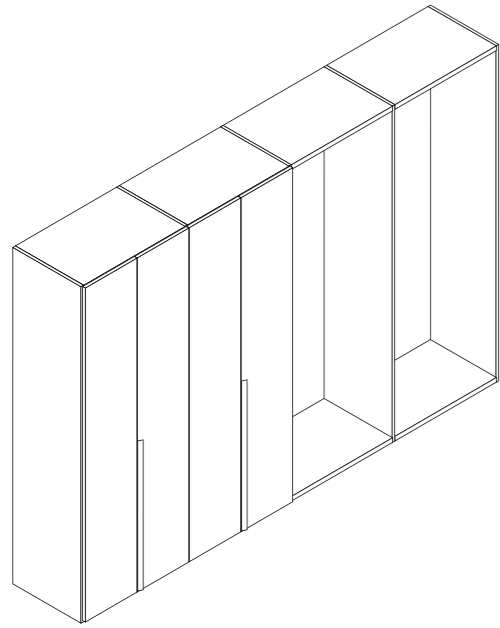
**Sovrarmadio a giorno**  
Open above-wardrobe unit



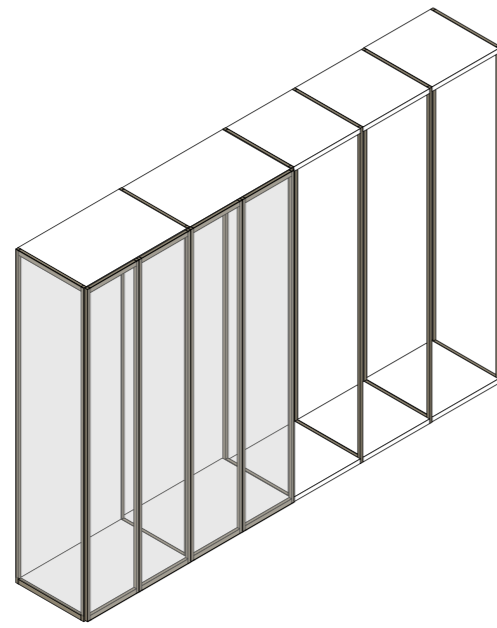
**Sovrarmadio a giorno con fianchi a telaio**  
Open above-wardrobe unit with framed side panels



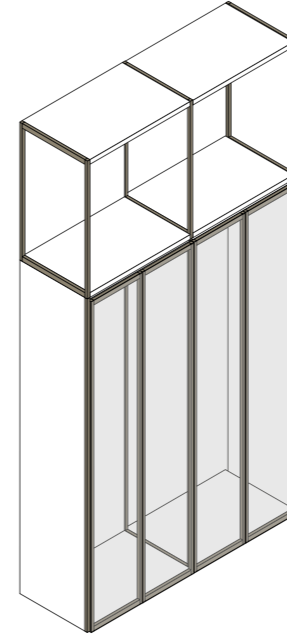
**Armadio con anta Regular e cabina armadio con fianchi**  
Wardrobe with Regular door and walk-in closet with side panels



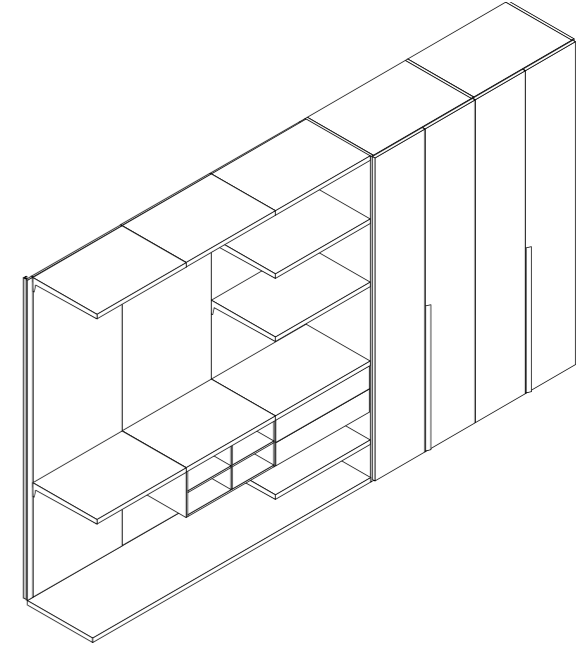
**Armadio con anta Frame+ e cabina armadio con fianchi a telaio**  
Wardrobe with Frame+ door and walk-in closet with framed side panels



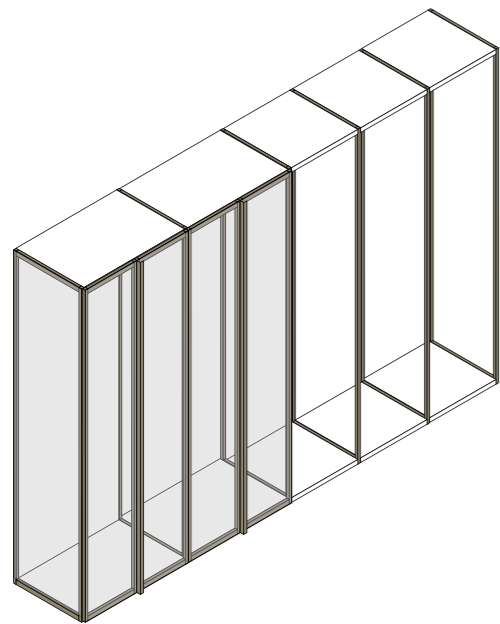
**Armadio con anta Frame+ e sovrarmadio a giorno con fianchi a telaio**  
Wardrobe with Frame+ door and open above-wardrobe unit with framed side panels




**Boiserie e armadio con anta Regular**  
Boiserie and wardrobe with Regular door



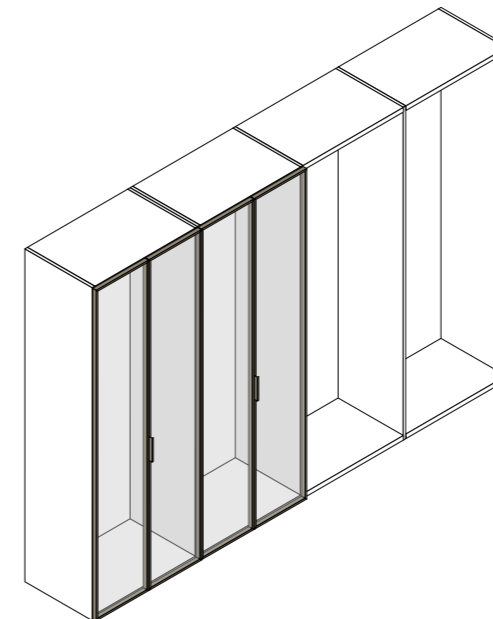
**Armadio con anta Handframe e cabina armadio con fianchi a telaio**  
Wardrobe with Handframe door and walk-in closet with framed side panels



**Cabina armadio con fianchi a telaio e sovrarmadio con anta Regular**  
Walk-in closet with framed side panels and above-wardrobe unit with Regular door



**Armadio con anta Quadro e cabina armadio con fianchi**  
Wardrobe with Quadro door walk-in closet with side panels



Esempi di composizione  
Composition examples

Contenitore in Nobilitato  
Fianchi a telaio con Vetro  
Ripiano in Nobilitato

Melamine-coated carcass  
Framed side panels with Glass  
Melamine-coated shelf



Contenitore in Nobilitato  
Fianchi a telaio  
Ripiano in Nobilitato

Melamine-coated carcass  
Framed side panels  
Melamine-coated shelf



Contenitore in Nobilitato  
Fianchi a telaio con Vetro  
Ripiano in Nobilitato

Melamine-coated carcass  
Framed side panels with Glass  
Melamine-coated shelf



Contenitore in Nobilitato  
Schienale a telaio con Specchio  
Fianchi a telaio  
Ripiano in Nobilitato

Melamine-coated carcass  
Framed back panel with Mirror  
Framed side panels  
Melamine-coated shelf



Esempi di composizione  
Composition examples

Contenitore in Nobilitato  
Schienale a telaio con Pelle  
Fianchi a telaio con Pelle  
Ripiano rivestito

Melamine-coated carcass  
Framed back panel with Leather  
Framed side panels with Leather  
Covered shelf



Contenitore in Nobilitato  
Schienale retroilluminato  
Fianchi in Nobilitato con profilo  
frontale a telaio  
Ripiano in Nobilitato

Melamine-coated carcass  
Backlit back panel  
Melamine-coated side panel in with  
frontal framed profile  
Melamine-coated shelf



Contenitore in Nobilitato  
Schienale a telaio con Tessuto  
Ripiano in Nobilitato

Melamine-coated carcass  
Framed back panel with Fabric  
Melamine-coated shelf



Contenitore in Nobilitato  
Schienale a telaio con Vetro  
Fianchi a telaio con Vetro  
Ripiano a telaio con Vetro

Melamine-coated carcass  
Framed back panel with Glass  
Framed side panel with Glass  
Framed shelf with Glass



**Cerniere per anta a battente Regular**

Realizzate in lamiera di acciaio stampata finitura nero onice di spessore 1,2 mm con richiamo a molla in chiusura e apertura. Piastrine di fissaggio in lega pressofusa fissate al fianco in modo inscindibile. Regolazione in profondità, altezza e larghezza. Modulo lineare: angolo di apertura 95°. Modulo ad angolo: angolo di apertura 155°.

**Hinges for Regular hinged doors**

Hinges made of 1.2 mm thick onyx-black moulded steel, with spring opening and closing device. Die-cast alloy fixing plates safely attached to the side. Depth, height and width adjustment. Linear module: opening angle of 95 degrees. Corner module: opening angle of 155 degrees



**Cerniere per anta a battente Quadro**

Esclusive cerniere design Boffi a scomparsa, incassate nello spessore del fianco. Realizzate in metallo verniciato nero opaco con chiusura e apertura controllata, regolazione millimetrica in profondità, altezza e larghezza. Modulo lineare: angolo di apertura 94°. Anta Quadro non utilizzabile su moduli ad angolo.

**Hinges for hinged doors Quadro**

Exclusive Boffi design hinges perfectly hidden from view, recessed in the thickness of the side panel. Made of matt black painted metal with spring opening and closing device, millimetric adjustment in depth, height and width. Linear module: 94 degree opening angle. The Quadro door cannot be used on corner modules.



**Cerniere per ante a battente Frame+/Handframe**

Cerniere a scomparsa con fissaggio su basamento e piano superiore (non sono previste cerniere intermedie), realizzate in zama, acciaio e nylon in finitura nichelata nera. Chiusura ammortizzata integrata nella cerniera. Regolazione in profondità, altezza e larghezza. Angolo di apertura 100°. Anta doppia fornita con profilo di battuta.

**Hinges for Frame+/Handframe hinged doors**

Concealed hinges inserted into the base and the top (no intermediate hinges), made of zamak, steel and nylon in black nickel-plated finish. Hinge with integrated soft-close mechanism. Depth, height and width adjustment. Opening angle of 100 degrees. Double door supplied with rebate profile.



**Modulo ad angolo con ante a battente Regular**  
L 1211 mm, P 1211 mm  
Angolo di apertura 155°.

**Corner module with Regular hinged doors**  
W 47 5/8", D 47 5/8"  
155 degree opening angle.



**Modulo ad angolo con ante a battente Handframe**  
L 1211 mm, P 1211 mm  
Angolo di apertura 155°.

**Corner module with Handframe hinged doors**  
W 47 5/8", D 47 5/8"  
155 degree opening angle.




**Modulo Vanity**

Attrezzabile con cassettera sospesa provvista di vano tecnico per l'alloggiamento di prese elettriche.

**Vanity module**

They can be equipped with hanging drawer unit with compartment for housing electrical sockets.




**Modulo vetrina**

Realizzabili con ante vetrina Frame+ / Handframe.

**Display module**

They can be proposed with display Frame+ / Handframe doors.



---

**Portale con fascia, porte bilico**  
Lunghezza vano porta: min. 900 mm,  
max. 2700 mm.

**Passage module with infill panels,  
pivot doors**  
Door frame width: min. 35 3/8", max. 106 1/4".



---


**Portale con fascia, porte a libro**  
Lunghezza vano porta: min. 900 mm,  
max. 2700 mm.

**Passage module with infill panels,  
folding doors**  
Door frame width: min. 35 3/8", max. 106 1/4".



**Portale con fascia, porta a libro**  
Lunghezza vano porta: min. 900 mm,  
max. 2700 mm.

**Passage module with infill panels, folding door**  
Door frame width: min. 35 3/8", max. 106 1/4".



**Pannelli retroarmadio**  
Finitura telaio: alluminio bronzato / alluminio  
anodizzato nero. L min. 300, max. 1300 mm.  
H min. 600, max. 2900 mm.

**Rear finishing panels for wardrobe**  
Frame finish: bronzed aluminium / black anodised  
aluminium. W min. 11 3/4", max. 51 1/8".  
H min. 23 5/8", max. 114 1/8".



**Portale con contenitori sovrarmadio  
con anta a battente Regular**  
Lunghezza vano porta: min. 900 mm,  
max. 2700 mm.

**Passage module with above-wardrobe  
carcasses with Regular hinged door**  
Door frame width: min. 35 3/8", max. 106 1/4".




**Portale con contenitori sovrarmadio  
con anta a battente Frame+**  
Lunghezza vano porta: min. 900 mm,  
max. 2700 mm.

**Passage module with above-wardrobe  
carcasses with Frame+ hinged door**  
Door frame width: min. 35 3/8",  
max. 106 1/4".




**Portale con contenitori sovrarmadio con anta a battente Regular**  
Lunghezza vano porta: min. 900 mm, max. 2700 mm.

**Passage module with above-wardrobe carcasses with Regular hinged door**  
Door frame width: min. 35 3/8", max. 106 1/4".



**Porte 'in accosto' a composizioni Antibes**  
All'interno di composizioni cabina armadio Antibes, è possibile utilizzare porte in posizione frontale (ad uso ante). Questa soluzione è realizzabile con l'ausilio degli specifici fianchi terminali a misura cliente.

**Doors "next to" Antibes compositions**  
Doors can be used in frontal position (used as doors) within Antibes walk-in closet compositions. This solution can be configured using specific bespoke end side panels.




**Anta per tamponamento verticale**

Incarnierata al fianco e completa di battuta da fissare al muro. L min. 100 mm, L max. 450 mm.

**Filler door**

Hinged on the cabinet side panel and completed with a wall-fixed jamb. L min. 3 7/8", L max. 17 3/4".



**Ante con taglio inclinato**

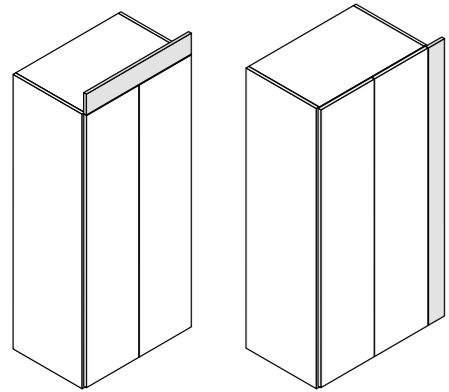
Da eseguire su colonne ad anta singola.

**Doors with slanted cut-out**

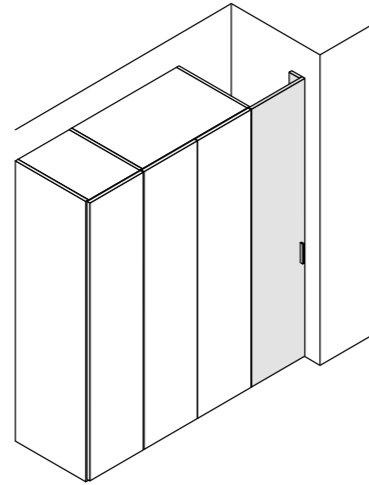
To be added to single door tall units.



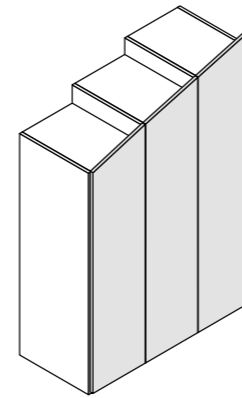
Fasce di tamponamento  
Fillers



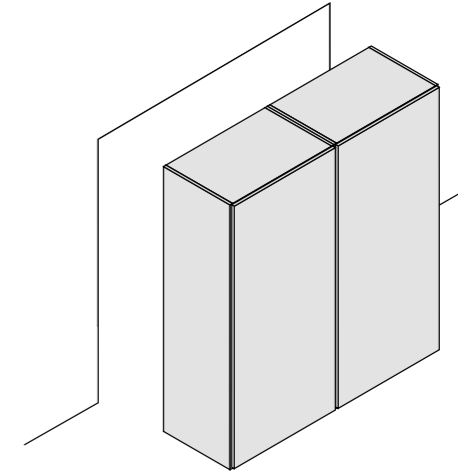
Anta per tamponamento verticale  
Filler door



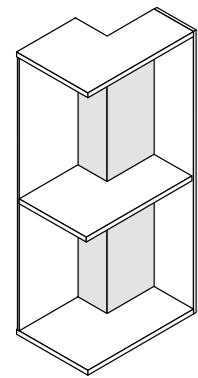
Ante con taglio inclinato  
Doors with slanted cut-out



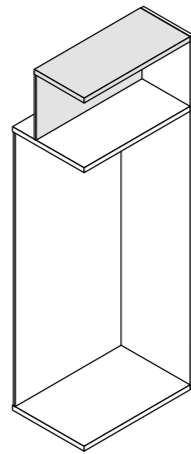
Composizione in nicchia  
Niche composition



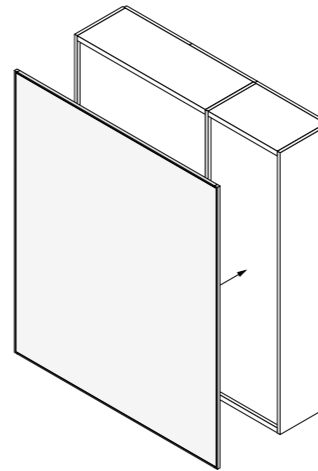
Passaggio pilastro  
Cut-out for pillar



Passaggio trave  
Cut-out for beam



Pannelli retroarmadio  
Rear finishing panels for wardrobe



Dai numerosi nobilitati disponibili fino alle finiture più pregiate, come il vetro applicato a fianchi, schienali e ante, il sistema consente la realizzazione di sistemi esclusivi. Boffi offre la massima libertà compositiva, permettendo infinite combinazioni tra finiture interne ed esterne. I dettagli metallici, proposti in due varianti, possono essere scelti a contrasto o tono su tono, per valorizzare ogni configurazione con coerenza estetica o accenti distintivi.

From a wide selection of melamine finishes to more refined materials such as glass — applied to side panels, back panels, and doors — Boffi enables the creation of exclusive showcase wardrobes. The system offers unlimited freedom in combining interior and exterior finishes, allowing for fully personalized solutions. Metallic detailing, available in two finish options, can be configured either in contrast or tone-on-tone to enhance visual coherence or create distinctive accents.








**Nobilitato  
Melamine-coated**






				
601 Bianco Mel Mel white	606 Olmo Elm wood	610 Larice termico Thermo-treated larch wood	611 Noce canaletto Canaletto walnut	615 Rovere chiaro Light oak




**Easylak+**

	
506 Bianco Cortina Cortina white	507 Grigio Leeds Leeds grey






**Lasermat**





				
183 Bianco Kos Kos white	178 Bianco Malè Malè white	179 Beige Luxor Luxor beige	187 Beige Arizona Arizona beige	184 Grigio Efeso Efeso grey




				
202 Grigio Antrim Antrim grey	181 Grigio Londra Londra grey	188 Verde Comodoro Comodoro green	189 Rosso Jaipur Jaipur red	185 Grigio Bromo Bromo grey

		
203 Blu Fes Fes blue	186 Cacao Orinoco Orinoco cocoa	182 Nero Ingo Ingo black






**Silcolak**






				
521 Bianco Siberia Siberia white	522 Bianco Paros Paros white	523 Ostrica Oyster-pearl	524 Grigio Luton Luton grey	525 Ghiaia Gravel grey


				
526 Fieno Hay	527 Corda Rope-colour	528 Limo Silt	529 Ardesia Slate grey	530 Abisso Abyss black

		
531 Nero Intenso Jet black	532 Verde Myrtus Myrtus green	533 Rosso Ribes Ribes red

**Ecolak**

				
510 Bianco Artico Arctic white	511 Bianco caldo Bright white	129 Magnolia Magnolia	513 Nuvola Cloud colour	024 Ciottolo Pebble grey






				
512 Avena Oat colour	025 Écru Écru	023 Fango Mud	515 Basalto Basalt grey	517 Carbone Charcoal


027 Nero Black

**Legno  
Wood**








				
049 Rovere Oak	033 Rovere cenere Ash-grey oak	076 Rovere grafite Grey-graphite oak	150 Rovere bianco alpino Alpine white oak	369 Rovere naturale Natural oak

**Legno Selection  
Wood Selection**

				
337 Olmo americano American elm	093 Noce canaletto U.S. Canaletto walnut U.S.	101 Rovere affumicato Smoked oak	334 Ecowood Xilo 2.0 planked sand (18.22)	335 Ecowood Xilo 2.0 planked grey (18.23)

		
336 Ecowood Xilo 2.0 striped black (18.04)	346 Ecowood Indian rosewood (10.23)	347 Ecowood Datuk ebony (10.44)

**Poliestere  
Polyester**

				
003 Bianco White	024 Ciottolo Pebble grey	005 Grigio RAL 7038 Grey RAL 7038	107 Rosso Petra Petra red	393 Grigio elegante Elegant grey
				
113 Verde Caligo Caligo green	394 Grigio bosco Forest grey			














**Clay**

				
551 Hydra	555 Andromeda	552 Columbia	553 Pegaso	554 Lyra
				
556 Sirio	557 Ara	558 Orion		


**Easy Metals**

				
540 Argento Style Silver Style	541 Zinco Glam Zinc Glam	542 Ferro Luxury Iron Luxury	543 Rame Dark Copper Dark	544 Piombo Class Lead Class

**Metals  
Metals**

				
198 Bianco White	934 Aluminium Aluminium	197 Zinco+ Zinc+	196 Rame+ Copper+	195 Ottone vintage Vintage brass
				
191 Piombo Lead	192 Titanio Titanium	490 Rame Rayé Copper Rayé	492 Ottone Rayé Brass Rayé	495 Bronzo antico Rayé Antique bronze Rayé
				
494 Bronzo Rayé Bronze Rayé	491 Piombo Rayé Lead Rayé	493 Ottone bronzato Rayé Bronzed brass Rayé		

**Alluminio  
Aluminium**

	
083 Alluminio bronzato Bronzed aluminium	084 Alluminio anodizzato nero Black anodised aluminium




**Microfibr  
Microfibre**


581 Tortora Dove grey

**Tessuto D1  
Fabric D1**

				
571 Bianco F923013 White F923013	574 Ecrù F923001 Écrù F923001	572 Paglia F923002 Strawcoloured F923002	573 Grigio chiaro F923012 Light grey F923012	575 Taupe F923004 Taupe F923004

**Tessuto D5  
Fabric D5**

				
563 Grigio chiaro F931171 Light grey F931171	566 Grigio medio F931173 Mid-grey F931173	564 Beige F931224 Beige F931224	567 Pino F931886 Pine F931886	569 Ottanio F931893 Teal F931893
				
565 Rosso scuro F931584 Dark red F931584	568 Mattone F931552 Brick F931552	570 Cammello F931246 Camel F931246		

**Pelle rigenerata  
Bonded leather**

	
581 Talpa Taupe	582 Antracite Anthracite grey

**Pelle  
Leather**

	
581 Agata	582 Atena

L'ordine progettuale è la cifra stilistica di Antibes. Ogni elemento è studiato per ottimizzare lo spazio e rispondere con precisione alle esigenze di contenimento. Cassettiere e contenitori a giorno, porta pantaloni estraibili e aste appendiabiti in alluminio bronzato, cassetti portacamicie con spondine in metallo nero opaco, vassoi estraibili con telaio in alluminio bronzato e vetro. Soluzioni su misura accolgono scarpe, gioielli, accessori e orologi, trasformando lo spazio interno in un ambiente funzionale e altamente personale.

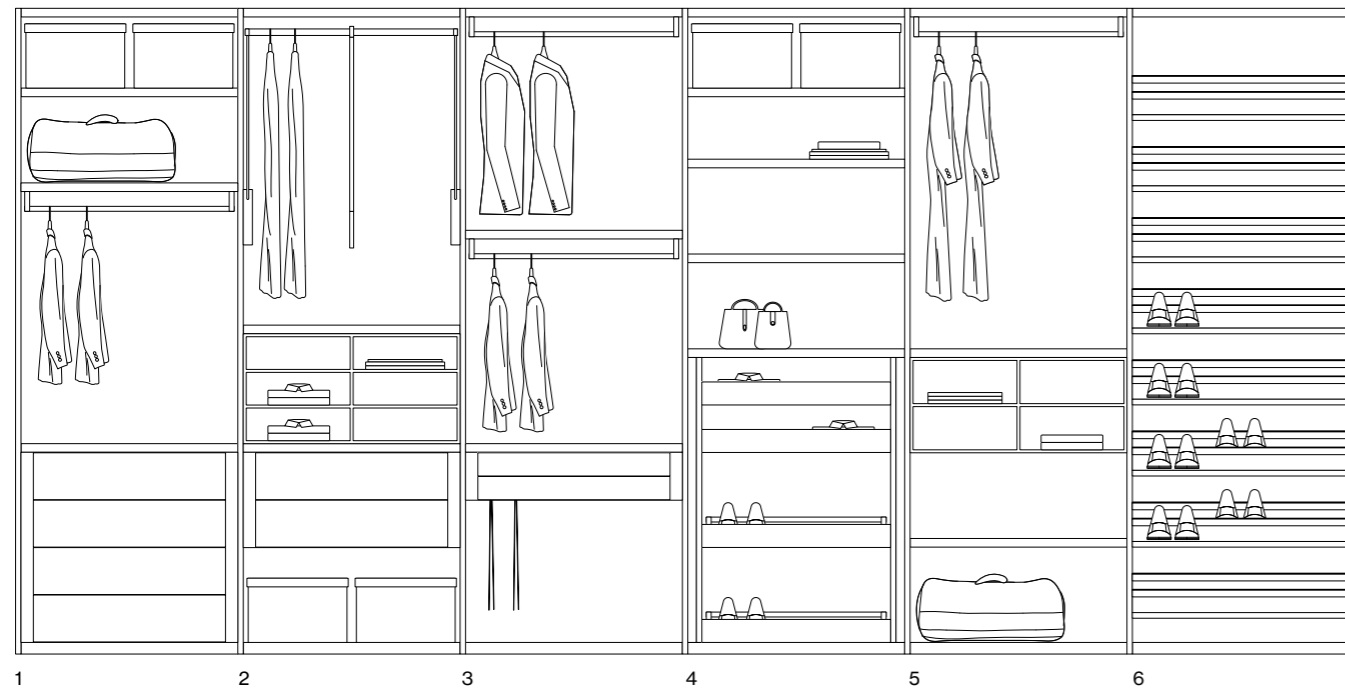
Design order is the defining stylistic feature of Antibes. Every element is conceived to optimize space and precisely meet storage needs. Drawer units and open compartments, pull-out trouser racks and bronzed aluminum hanging bars, shirt drawers with matt black metal sides, and pull-out trays with bronzed aluminum frames and glass. Tailor-made solutions accommodate shoes, jewelry, accessories, and watches, transforming the interior into a functional and highly personalized space.




# Esempi di allestimento interno

## Configuration examples

- |  |   |
|--|---|
| <p>1 3 ripiani<br/>1 barra appendiabiti<br/>1 cassetiera con 4 cassetti</p> <p>2 1 barra saliscendi appendiabiti<br/>2 ripiani<br/>1 contenitore ad appoggio con vani a giorno<br/>1 cassetiera con 2 cassetti</p> <p>3 2 barre appendiabiti<br/>3 ripiani<br/>1 cassetiera sospesa con:<br/>– 1 cassetto portacamicie<br/>– 1 cassetto portapantaloni</p> <p>4 4 ripiani<br/>2 vassoi estraibili<br/>2 ripiani portascarpe estraibili</p> <p>5 1 barra appendiabiti<br/>2 ripiani<br/>1 contenitore sospeso con vani a giorno</p> <p>6 8 ripiani inclinati portascarpe in vetro</p> | <p>1 3 shelves<br/>1 hanging rail<br/>1 drawer unit with 4 drawers</p> <p>2 1 pull down clothes rail<br/>2 shelves<br/>1 storage unit with open compartments<br/>1 drawer unit with 2 drawers</p> <p>3 2 hanging rails<br/>3 shelves<br/>1 suspended drawer unit with:<br/>– 1 drawer for shirts<br/>– 1 drawer for trousers</p> <p>4 4 shelves<br/>2 pull-out trays<br/>2 pull-out shoe shelves</p> <p>5 1 hanging rail<br/>2 shelves<br/>1 open hanging storage unit</p> <p>6 8 slanted shoe shelves in glass</p> |
|--|---|



- |  |  |
|--|--|
| <p>7 1 barra appendiabiti<br/>3 ripiani<br/>1 cassetiera con 8 cassetti</p> <p>8 4 ripiani<br/>1 contenitore ad appoggio con vani a giorno<br/>1 contenitore sospeso con:<br/>– 3 vassoi<br/>– 1 portapantaloni estraibili</p> <p>9 2 ripiani<br/>1 barra appendiabiti<br/>4 vassoi estraibili</p> <p>10 5 ripiani<br/>3 divisori portasneakers<br/>1 cassetiera sospesa con 4 cassetti portacamicie</p> <p>11 2 ripiani<br/>1 cassetiera sospesa Vanity</p> <p>12 3 ripiani portabottiglie<br/>1 ripiano porta bicchieri sospesi in vetro<br/>1 cassetiera con 1 cassetto</p> | <p>7 1 hanging rail<br/>3 shelves<br/>1 drawer unit with 8 drawers</p> <p>8 4 shelves<br/>1 storage unit with open compartments<br/>1 hanging element with:<br/>– 3 trays<br/>– 1 pull-out trouser holder</p> <p>9 2 shelves<br/>1 hanging rail<br/>4 pull-out trays</p> <p>10 5 shelves<br/>3 trainers storage racks<br/>1 suspended drawer unit with 4 drawers for shirts</p> <p>11 2 shelves<br/>1 Vanity suspended drawer unit</p> <p>12 3 bottle racks<br/>1 hanging stemware rack in glass<br/>1 drawer unit with 1 drawer</p> |
|--|--|

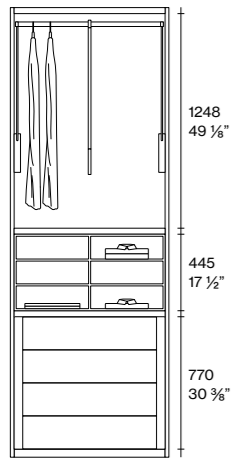


# Esempi di allestimento interno

## Configuration examples

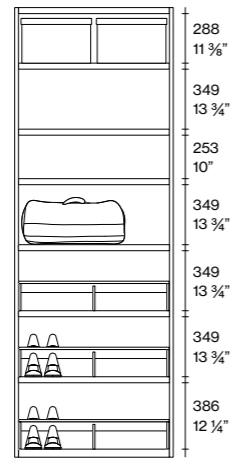
- 1 barra saliscendi appendiabiti
- 2 ripiani
- 1 contenitore ad appoggio con vani a giorno
- 1 cassetiera con 4 cassetti

- 1 pull down clothes rail
- 2 shelves
- 1 storage unit with open compartments
- 1 drawer unit with 4 drawers



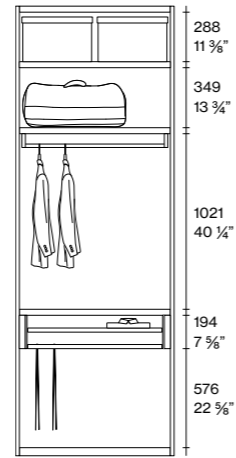
- 6 ripiani
- 3 divisori portasneakers

- 6 shelves
- 3 trainers storage racks



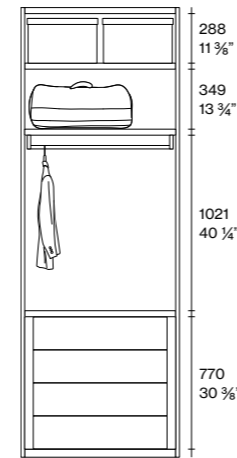
- 3 ripiani
- 1 barra appendiabiti
- 1 contenitore sospeso con:
  - 1 vassoio
  - 1 portapantaloni estraibile

- 3 shelves
- 1 hanging rail
- 1 hanging element with:
  - 1 tray
  - 1 pull-out trouser holder



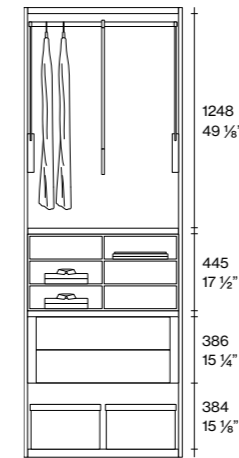
- 3 ripiani
- 1 barra appendiabiti
- 1 cassetiera con 4 cassetti

- 3 shelves
- 1 hanging rail
- 1 drawer unit with 4 drawers



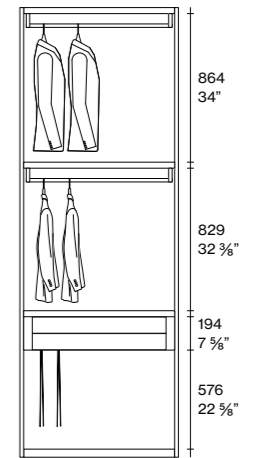
- 1 barra saliscendi appendiabiti
- 2 ripiani
- 1 contenitore ad appoggio con vani a giorno
- 1 cassetiera con 2 cassetti

- 1 pull down clothes rail
- 2 shelves
- 1 storage unit with open compartments
- 1 drawer unit with 2 drawers



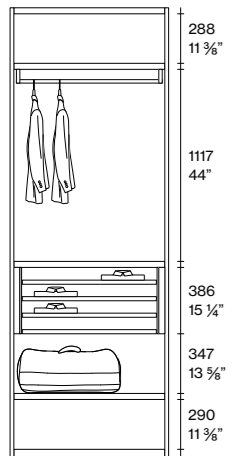
- 2 barre appendiabiti
- 3 ripiani
- 1 cassetiera sospesa con:
  - 1 cassetto portacamicie
  - 1 cassetto portapantaloni

- 2 hanging rails
- 3 shelves
- 1 suspended drawer unit with:
  - 1 drawer for shirts
  - 1 drawer for trousers



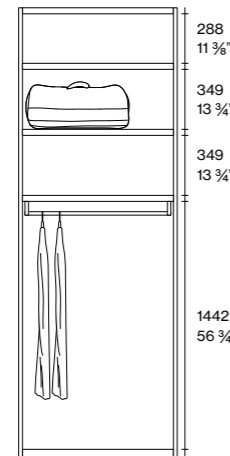
- 3 ripiani
- 1 barra appendiabiti
- 1 contenitore sospeso con 4 vassoi

- 3 shelves
- 1 hanging rail
- 1 hanging element with 4 trays



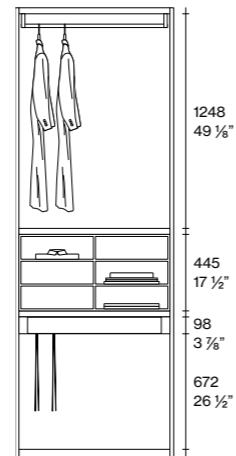
- 3 ripiani
- 1 barra appendiabiti

- 3 shelves
- 1 hanging rail



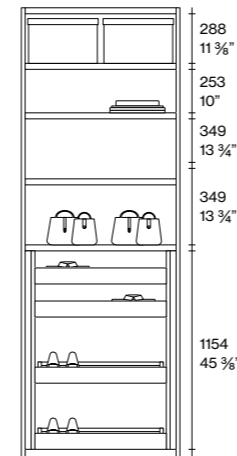
- 1 barra appendiabiti
- 2 ripiani
- 1 contenitore ad appoggio con vani a giorno
- 1 cassetiera sospesa con 1 cassetto portapantaloni

- 1 hanging rail
- 2 shelves
- 1 storage unit with open compartments
- 1 suspended drawer unit with 1 drawer for trousers



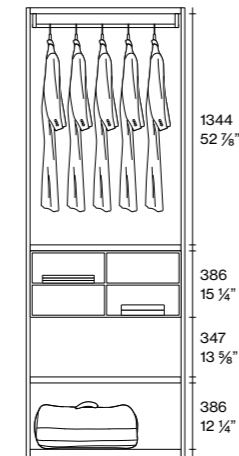
- 4 ripiani
- 2 vassoi estraibili
- 2 ripiani portascarpe estraibili

- 4 shelves
- 2 pull-out trays
- 2 pull-out shoe shelves

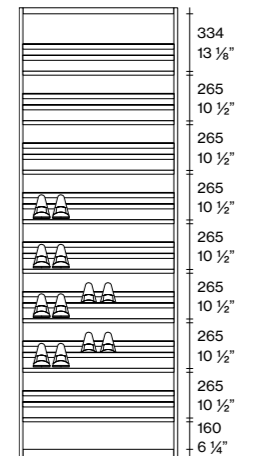


- 1 barra appendiabiti
- 2 ripiani
- 1 contenitore sospeso con vani a giorno

- 1 hanging rail
- 2 shelves
- 1 open hanging storage unit



- 8 ripiani inclinati portascarpe in vetro
- 8 slanted shoe shelves in glass

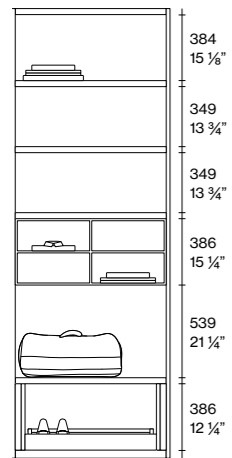


# Esempi di allestimento interno

## Configuration examples

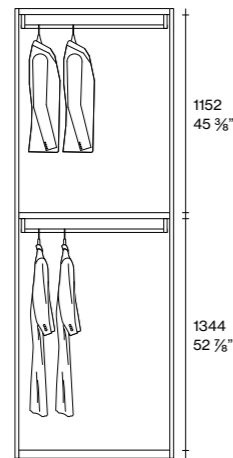
4 ripiani  
1 contenitore sospeso con vani a giorno  
1 ripiano portascarpe estraibile

4 shelves  
1 open hanging storage unit  
1 pull-out shoe shelf



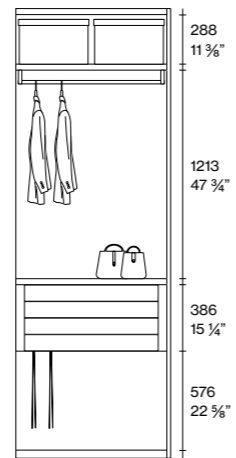
2 barra appendiabiti  
1 ripiano

2 hanging rail  
1 shelf



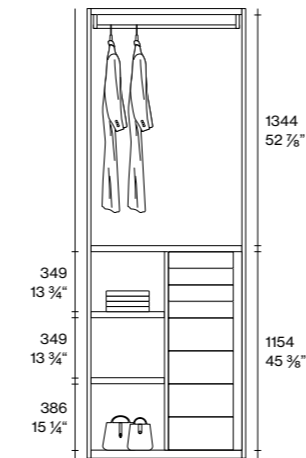
2 ripiani  
1 barra appendiabiti  
1 cassettera sospesa con 4 cassetti portacamicie

2 shelves  
1 hanging rail  
1 suspended drawer unit with 4 drawers for shirts



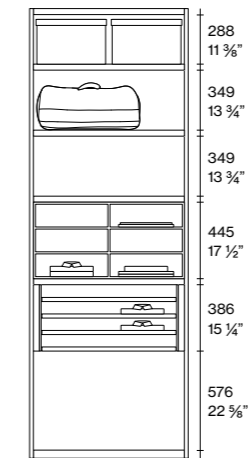
1 barra appendiabiti  
3 ripiani  
1 cassettera con 8 cassetti

1 hanging rail  
3 shelves  
1 drawer unit with 8 drawers



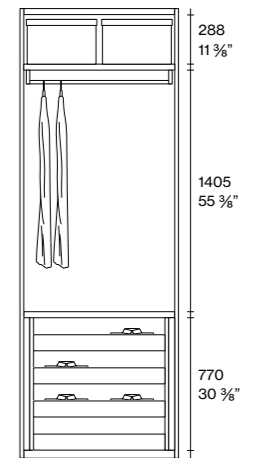
4 ripiani  
1 contenitore ad appoggio con vani a giorno  
1 contenitore sospeso con:  
- 3 vassoi  
- 1 portapantaloni estraibile

4 shelves  
1 storage unit with open compartments  
1 hanging element with:  
- 3 trays  
- 1 pull-out trouser holder



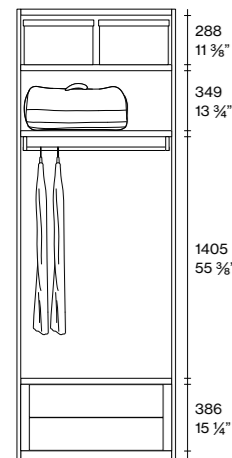
2 ripiani  
1 barra appendiabiti  
4 vassoi estraibili

2 shelves  
1 hanging rail  
4 pull-out trays



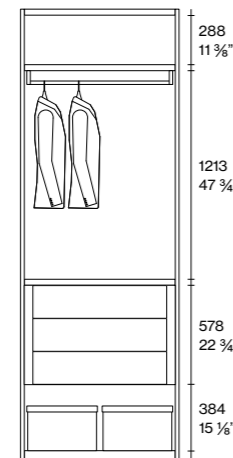
3 ripiani  
Barra appendiabiti  
Cassettera con 2 cassetti

3 shelves  
1 hanging rail  
1 drawer unit with 2 drawers



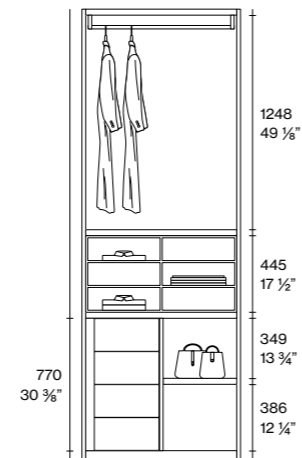
2 ripiano  
1 barra appendiabiti  
1 cassettera con 3 cassetti

2 shelves  
1 hanging rail  
1 drawer unit with 3 drawers



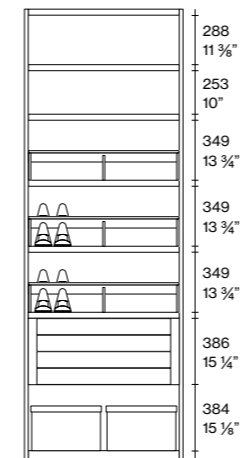
1 barra appendiabiti  
4 ripiano  
1 contenitore ad appoggio con vani a giorno  
1 cassettera con 4 cassetti  
1 divisorio verticale

1 hanging rail  
4 shelves  
1 storage unit with open compartments  
1 drawer unit with 4 drawers  
1 vertical dividing element



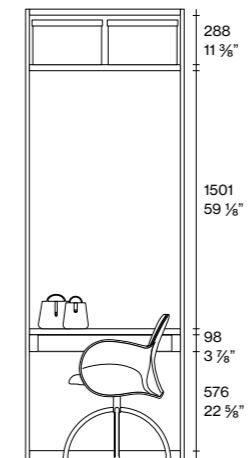
5 ripiani  
3 divisori portasneakers  
1 cassettera sospesa con 4 cassetti portacamicie

5 shelves  
3 trainers storage racks  
1 suspended drawer unit with 4 drawers for shirts



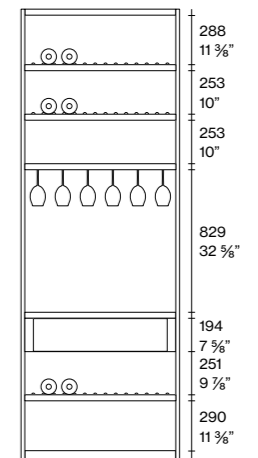
2 ripiani  
1 cassettera sospesa Vanity

2 shelves  
1 Vanity suspended drawer unit



3 ripiani portabottiglie  
1 ripiano porta bicchieri sospesi in vetro  
1 cassettera con 1 cassetto

3 bottle racks  
1 hanging stemware rack in glass  
1 drawer unit with 1 drawer



## Cassettiere sospese ed elementi sospesi

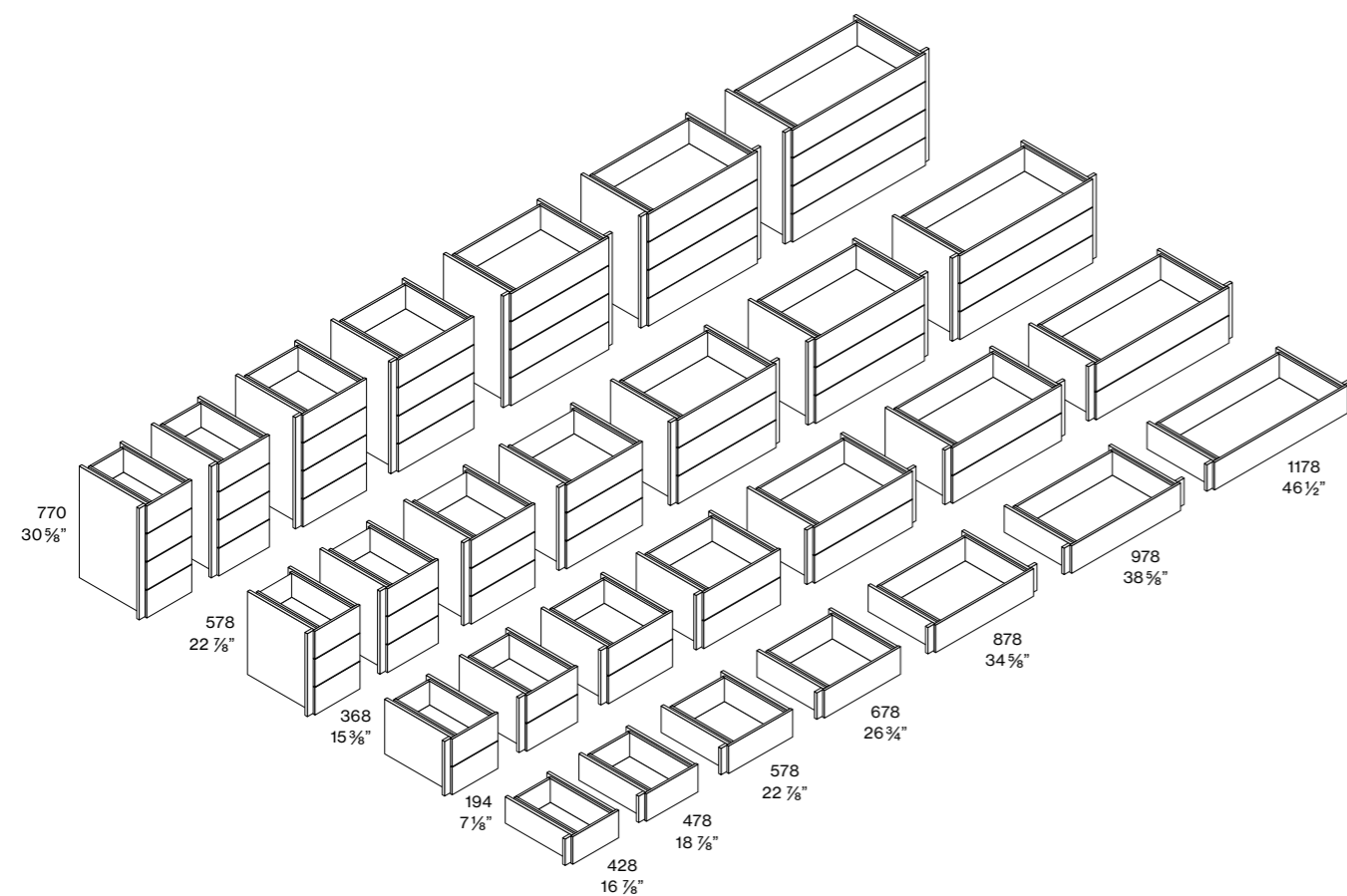
### Hanging drawer units and hanging elements

#### Cassettiere con cassetti in Nobilitato, Silcolak, Legno, Legno Selection

Struttura, cassetti e frontali in Nobilitato, Silcolak, Legno, Legno Selection. Disponibile rivestimento frontali in Microfibra, Pelle rigenerata, Pelle. Senza maniglia, apertura automatica a pressione tip-on. Da completare con ripiano superiore di chiusura.

#### Drawer units with drawers in Melamine, Silcolak, Wood, Wood Selection

Carcass, drawers and fronts in Melamine, Silcolak, Wood, Wood Selection. Front covering in Microfibre, Bonded leather, Leather available. Without handle, with tip-on push-opening mechanism. To be completed with upper covering shelf.

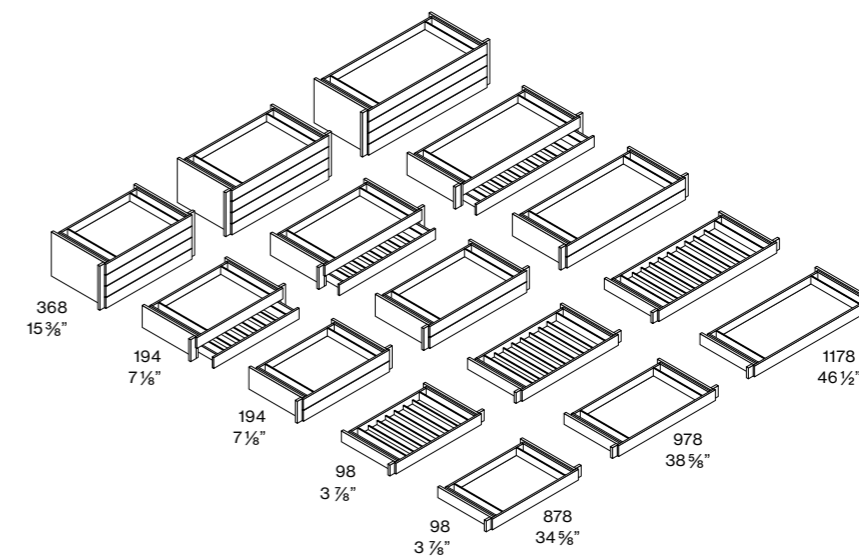


#### Cassettiere con cassetti Legrabox

Struttura, cassetti e frontali in Nobilitato, Silcolak, Legno, Legno Selection. È possibile rivestire i frontali dei cassetti in Microfibra, Pelle rigenerata, Pelle. Da completare con ripiano superiore di chiusura.

#### Drawer units with Legrabox drawers

Carcass, drawers and fronts in Melamine, Silcolak, Wood, Wood Selection. Drawer fronts can be covered with Microfibre, Bonded leather, Leather. To be completed with upper covering shelf.

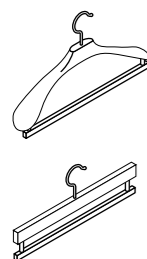


**Gruccie per abiti uomo**

Massello di faggio tinto nero opaco. Gruccia per abiti e pantaloni, predisposta per fissaggio ad asta prendiabiti senza gancio. Gruccia portapantaloni.

**Hangers for suits**

Solid beech-wood, matt black painted. Clothes hanger for suits and trousers, arranged to be fixed to clothes hangers reacher without hook. Clothes hanger for trousers.

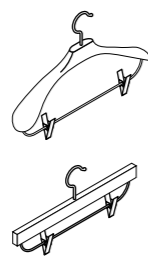


**Gruccie abiti donna**

Massello di faggio tinto nero opaco. Gruccia per abiti e gonna/pantaloni, predisposta per fissaggio ad asta prendiabiti senza gancio. Gruccia per gonna/pantaloni con pinze.

**Hangers for dresses**

Solid beech-wood, matt black painted. Clothes hanger for dresses and skirt/trousers, arranged to be fixed to clothes hangers reacher without hook. Clothes hanger for skirt/trousers with clips.

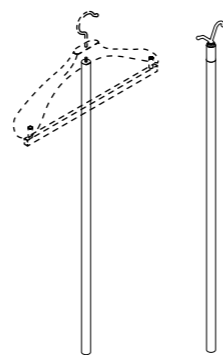


**Asta prendiabiti**

Massello di faggio tinto nero opaco. Asta prendiabiti senza gancio, da fissare alla gruccia per abiti. Asta prendiabiti con gancio.

**Clothes hangers reacher**

Solid beech-wood, matt black painted. Clothes hangers reacher without hook, to be fixed to clothes hanger. Clothes hangers reacher with hook.

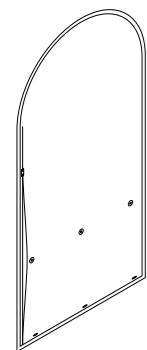


**Sacca copriabito**

Tessuto "Rigatino" nero (100% cotone - Peso 210 g/m<sup>2</sup>). Altezza 900 mm chiusa/1200 mm aperta. Apertura a zip, chiusura inferiore a bottoni.

**Garment cover bag**

"Rigatino" black fabric (100% cotton - 210 g/m<sup>2</sup>). Height: 900 mm closed/1200 mm open. Zipped clothing cover, with buttons on the bottom part.

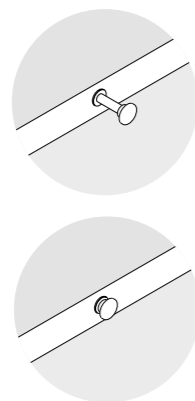


**Perno appendigruccia estraibile**

Metallo cromato, tappo terminale verniciato nero. Inserito sul frontale del ripiano.

**Pull-out hook for coat hangers**

Chrome-plated metal, black painted end cap. Fixed on shelf front trim.

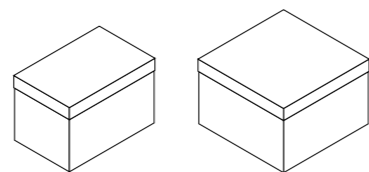


**Scatola cambio stagione con coperchio**

Cartone rivestito con tessuto Setalux® nero (100% fibra di viscosa effetto seta - Peso 180 g/m<sup>2</sup>). Scatola 400 × 260 mm. Scatola 400 × 400 mm.

**Clothes box with lid**

Cardboard covered with black Setalux® fabric (100% tissue lined filament viscose with silk appearance - weight: 180 g/m<sup>2</sup>). 400 × 260 mm. clothes box. 400 × 400 mm. clothes box.



**Barra appendiabiti**

Realizzata in alluminio bronzato/anodizzato nero. Provvista di guarnizione anti rumore.

**Hanging clothes bar**

Made of bronzed/black anodised aluminium. Supplied with noise-reducing gasket.



**illuminazione orizzontale**

Incassata nello spessore del ripiano/piano superiore oppure integrata nel telaio del ripiano in vetro. Schermo diffusore in policarbonato bianco. Aletta frangiluce antiaccecamento nera. È possibile prevedere l'accensione tramite comando remoto, sensore di apertura o radiocomando.

**Horizontal lighting**

Recessed into the thickness of the shelf/top or integrated in the frame of the glass shelf. Diffuser screen in white polycarbonate. Black anti-glare louvres.

It is possible to switch it on using the control in remote position, the opening sensor or the radio control.

LED 24V, 11 W/m, 2700K, CRI90



**illuminazione verticale su schienale**

Integrata nel telaio perimetrale in alluminio dello schienale. Corpo lampada in estruso in alluminio con luce a LED. Schermo diffusore in policarbonato nero. Compatibile solo con schienali a telaio con specchio, vetro. È possibile prevedere l'accensione tramite comando remoto, sensore di apertura o radiocomando.

**Vertical lighting on back panel**

Integrated light around the aluminium frame of the back panel. Lamp body in extruded aluminium with LED light. Diffuser screen in black polycarbonate. Compatible only with framed back panels with mirror, glass. It is possible to switch it on using the control in remote position, the opening sensor or the radio control.

LED 24V, 11 W/m, 2700K, CRI80



**illuminazione verticale su fianco**

Incassata nello spessore del fianco. Corpo lampada in estruso in alluminio con luce a LED. Schermo diffusore in policarbonato bianco. Non compatibile con fianchi a telaio. Installazione prevista solo su fianco destro di ogni modulo. È possibile prevedere l'accensione tramite comando remoto, sensore di apertura o radiocomando.

**Vertical lighting on side panel**

Recessed in the thickness of the side panel. Lamp body in extruded aluminium with LED light. Diffuser screen in white polycarbonate. Not compatible with framed side panels.

Installed only on the right side of each module. It is possible to switch it on using the control in remote position, the opening sensor or the radio control.

LED 24V, 8 W/m, 2700K, CRI80



**Schienale retroilluminato**

I moduli con schienale retroilluminato non potranno essere allestiti con accessori interni con illuminazione integrata. Schienali retroilluminati di differenti misure, generano differenti rese luminose. Dimmerazione e controllo della temperatura colore tramite radiocomando.

**Backlit back panel**

The modules with backlit back panels cannot be equipped with interior accessories fitted with integrated lighting. The light output of backlit back panels of different dimensions may differ. Dimmer and temperature colour control via radio control.

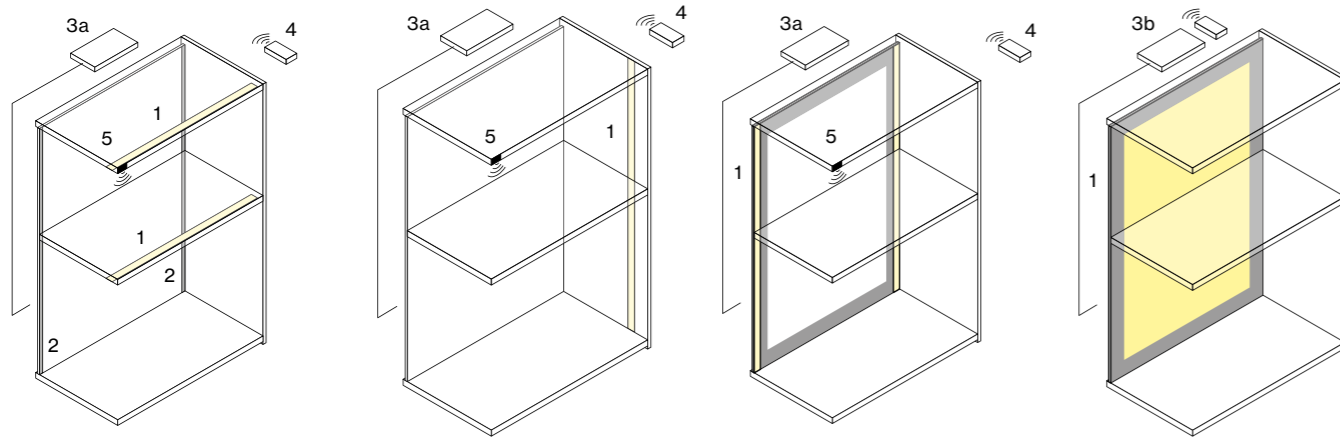


**Elementi**

- 1 Elementi illuminanti
- 2 Binario elettrificato per illuminazione orizzontale
- 3a Kit alimentatore
- 3b Kit alimentatore e radiocomando per schienale retroilluminato
- 4 Kit accensione remota wireless (optional)
- 5 Kit accensione con sensore di apertura (optional)

**Elements**

- 1 Illuminating elements.
- 2 Electrified track for horizontal lighting.
- 3a AC adapter kit
- 3b AC adapter and radio control kit for backlit back panel
- 4 Wireless switch kit in remote position (optional)
- 5 Switch kit with opening sensor (optional)



illuminazione orizzontale  
Horizontal lighting

illuminazione verticale su fianco  
Vertical lighting on side panel

illuminazione verticale su schienale  
Vertical lighting on back panel

Schienale retroilluminato  
Backlit back panel

**Radiocomando wireless con funzione on-off**  
Wireless radio control with on-off

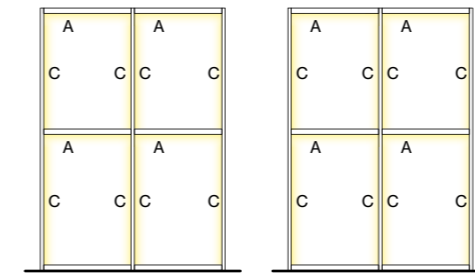


**Comando remoto**

- A Illuminazione orizzontale per piano superiore/ripiano.
- C Illuminazione verticale per schienale a telaio

**Control in remote position**

- A Horizontal lighting for top/shelf
- C Vertical lighting for framed back panel

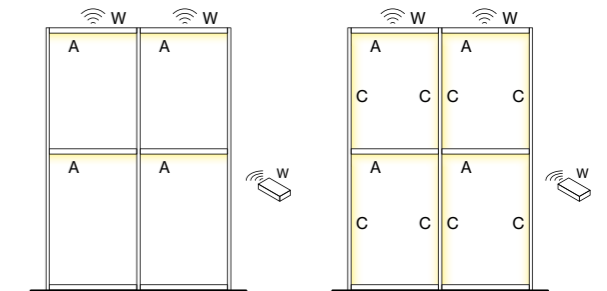


**Radiocomando**

- A Illuminazione orizzontale per piano superiore/ripiano.
- C Illuminazione verticale per schienale a telaio
- W Radiocomando/ricevitore

**Remote control**

- A Horizontal lighting for top/shelf
- C Vertical lighting for framed back panel
- W Radio control/receiver

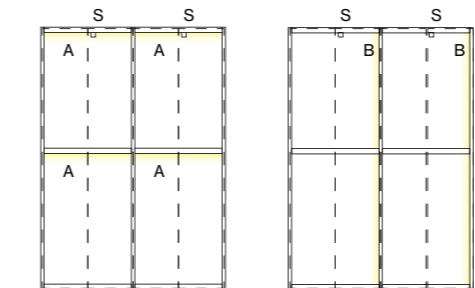


**Sensore di apertura**

- A Illuminazione orizzontale per piano superiore/ripiano
- S Sensore di apertura
- B Illuminazione verticale per fianco

**Opening sensor**

- A Horizontal lighting for top/shelf
- S Opening sensor
- B Vertical lighting for side panel

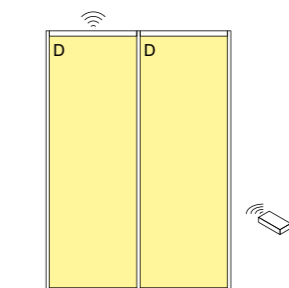


**Comando remoto/radiocomando per schienale retroilluminato**

- D Schienale retroilluminato

**Control switch for backlit back panel**

- D Backlit back panel



Purificatore e profumatore d'aria interno  
Air purifier and perfume diffuser

**Installazione su basamento**

Purificatore e profumatore d'aria con tecnologia a ioni e ozono. Filtro in ceramica profumata intercambiabile. Alimentazione 100-240 Vac - 50/60 Hz. Griglia di copertura nera.

**Installation on base**

Air purifier and perfume diffuser with ion and ozone technology. Interchangeable scented ceramic filter. Power supply: 100-240 Vac - 50/60 Hz. Black closing grid.



**Installazione su ripiano**

Purificatore e profumatore d'aria con tecnologia a ioni e ozono. Filtro in ceramica profumata intercambiabile. Alimentazione 100-240 Vac - 50/60 Hz. Griglia di copertura nera.

**Installation on top-shelf**

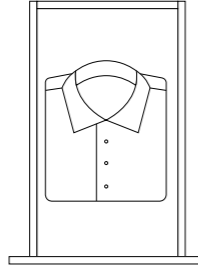
Air purifier and perfume diffuser with ion and ozone technology. Interchangeable scented ceramic filter. Power supply: 100-240 Vac - 50/60 Hz. Black closing grid.



Cassetti in Nobilitato, Silcolak, Legno, Legno Selection  
Drawers in Melamine, Silcolak, Wood, Wood Selection


**Cassetto L 428 mm**  
Utile interno cassetto L 268 mm, P 476 mm

**Drawer W 16 7/8"**  
Usable interior dimensions W 10 1/8", D 18 5/8"



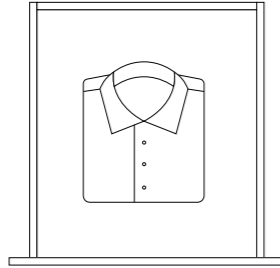
**Cassetto L 478 mm**  
Utile interno cassetto L 318 mm, P 476 mm

**Drawer W 18 7/8"**  
Usable interior dimensions W 12 1/2", D 18 3/4"




**Cassetto L 578 mm**  
Utile interno cassetto L 418 mm, P 476 mm

**Drawer W 22 3/4"**  
Usable interior dimensions W 16 1/2", D 18 3/4"



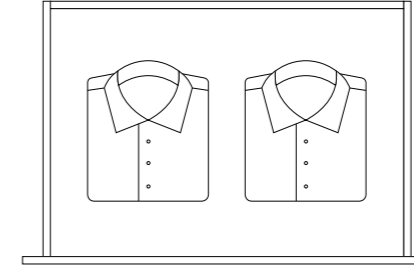
**Cassetto L 678 mm**  
Utile interno cassetto L 518 mm, P 476 mm

**Drawer W 26 3/4"**  
Usable interior dimensions W 20 3/8", D 18 3/4"



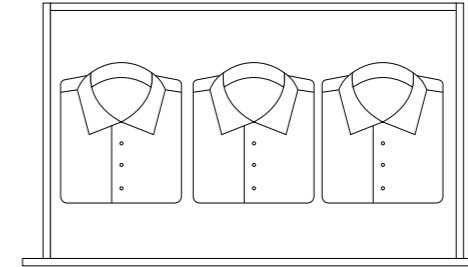
**Cassetto L 878 mm**  
Utile interno cassetto L 672 mm, P 476 mm

**Drawer W 34 5/8"**  
Usable interior dimensions W 26 1/2", D 18 3/4"



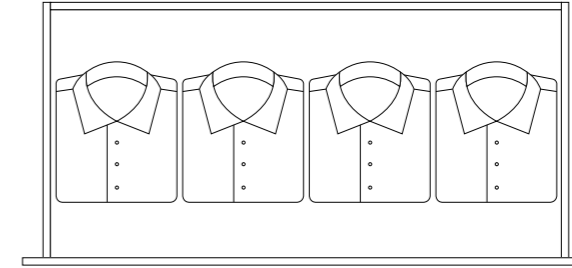
**Cassetto L 978 mm**  
Utile interno cassetto L 772 mm, P 476 mm

**Drawer W 38 1/2"**  
Usable interior dimensions W 30 3/8", D 18 3/4"



**Cassetto L 1178 mm**  
Utile interno cassetto L 972 mm, P 476 mm

**Drawer W 46 3/8"**  
Usable interior dimensions W 38 1/4", D 18 3/4"



# Cassetti in Legrabox


## Legrabox drawers

### Cassetto Legrabox L 878 mm

Utile interno cassetto L 529 mm, P 476 mm.  
Vani laterali L 70 mm.

### Legrabox drawer W 34 5/8"

Usable interior dimensions W 20 7/8", D 18 3/4"  
Lateral compartments W 2 3/4"




### Cassetto Legrabox L 978 mm

Utile interno cassetto L 629 mm, P 476 mm.  
Vani laterali L 70 mm.

### Legrabox drawer W 38 1/2"

Usable interior dimensions W 24 3/4", D 18 5/8"  
Lateral compartments W 2 3/4"




### Cassetto Legrabox L 1178 mm

Utile interno cassetto L 829 mm, P 476 mm.  
Vani laterali L 70 mm.

### Legrabox drawer W 46 3/8"

Usable interior dimensions W 32 5/8", D 18 3/4"  
Lateral compartments W 2 3/4"

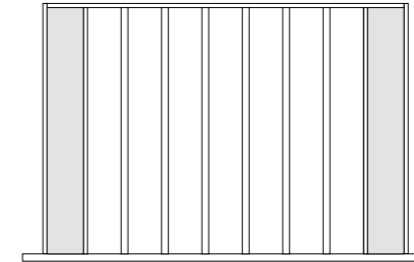


### Cassetto portapantaloni L 878 mm

6 aste portapantaloni.  
Vani laterali L 70 mm.

### Drawer for trousers W 34 5/8"

6 trousers hanger rods  
Lateral compartments W 2 3/4"

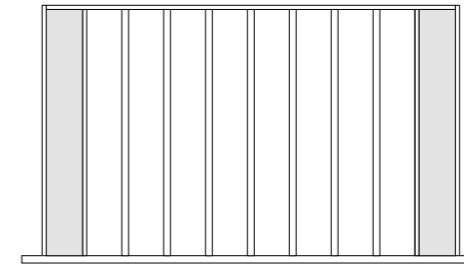


### Cassetto portapantaloni L 978 mm

7 aste portapantaloni.  
Vani laterali L 70 mm.

### Drawer for trousers W 38 1/2"

6 trousers hanger rods  
Lateral compartments W 2 3/4"

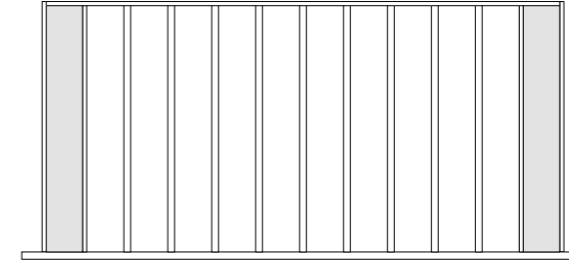


### Cassetto portapantaloni L 1178 mm

9 aste portapantaloni.  
Vani laterali L 70 mm.

### Drawer for trousers W 46 3/8"

6 trousers hanger rods  
Lateral compartments W 2 3/4"



Esempi di allestimento  
Configuration examples

**Per cassettiera L 578 mm**  
Cassetti in Nobilitato, Silcolak, Legno,  
Legno Selection

**For 22 3/4" drawer unit**  
Drawers in Melamine, Silcolak, Wood,  
Wood Selection



**Per cassettiera L 878 mm**  
Cassetti Legrabox

**For 34 3/8" drawer unit**  
Legrabox drawers



**Per cassettiera L 878 mm**  
Cassetti in Nobilitato, Silcolak, Legno,  
Legno Selection

**For 34 3/8" drawer unit**  
Drawers in Melamine, Silcolak, Wood,  
Wood Selection



**Per cassettiera L 978 mm**  
Cassetti Legrabox

**For 38 1/2" drawer unit**  
Legrabox drawers



**Per cassettiera L 1178 mm**  
Cassetti in Nobilitato, Silcolak, Legno,  
Legno Selection

**For 46 3/8" drawer unit**  
Drawers in Melamine, Silcolak, Wood,  
Wood Selection



**Per cassettiera L 1178 mm**  
Cassetti Legrabox

**For 46 3/8" drawer unit**  
Legrabox drawers



Esempi di allestimento  
Configuration examples

**Per cassettiera L 578 mm**  
Cassetti in Nobilitato, Silcolak, Legno,  
Legno Selection

**For 22 3/4" drawer unit**  
Drawers in Melamine, Silcolak, Wood,  
Wood Selection



**Per cassettiera L 878 mm**  
Cassetti Legrabox

**For 34 1/2" drawer unit**  
Legrabox drawers



**Per cassettiera L 878 mm**  
Cassetti in Nobilitato, Silcolak, Legno,  
Legno Selection

**For 34 1/2" drawer unit**  
Drawers in Melamine, Silcolak, Wood,  
Wood Selection



**Per cassettiera L 978 mm**  
Cassetti Legrabox

**For 38 1/2" drawer unit**  
Legrabox drawers



**Per cassettiera L 1178 mm**  
Cassetti in Nobilitato, Silcolak, Legno,  
Legno Selection

**For 46 3/8" drawer unit**  
Drawers in Melamine, Silcolak, Wood,  
Wood Selection



**Per cassettiera L 1178 mm**  
Cassetti Legrabox

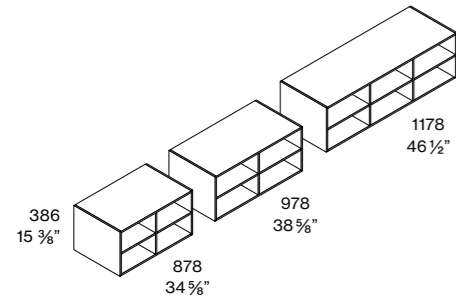
**For 46 3/8" drawer unit**  
Legrabox drawers



## Contenitori a giorno Open storage units

### Contenitori a giorno sospesi

Struttura in Nobilitato, Silcolak, Legno, Legno Selection, spessore 14 mm. Da completare con ripiano superiore di chiusura.

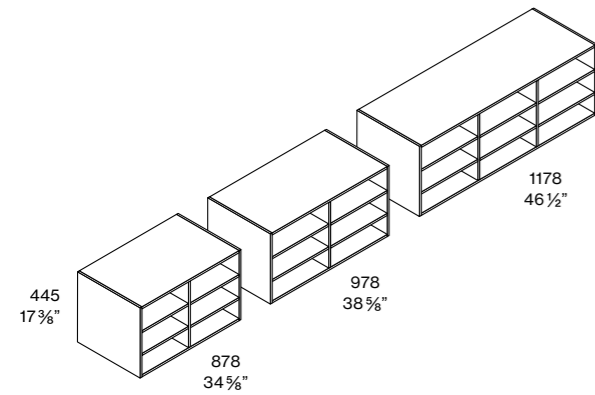


### Open storage units

14 mm thick carcass in Melamine, Silcolak, Wood, Wood Selection. To be completed with upper covering shelf.

### Contenitori da appoggio

Struttura in Nobilitato, Silcolak, Legno, Legno Selection, spessore 14 mm. Da completare con ripiano superiore di chiusura.



### Floor-standing storage units

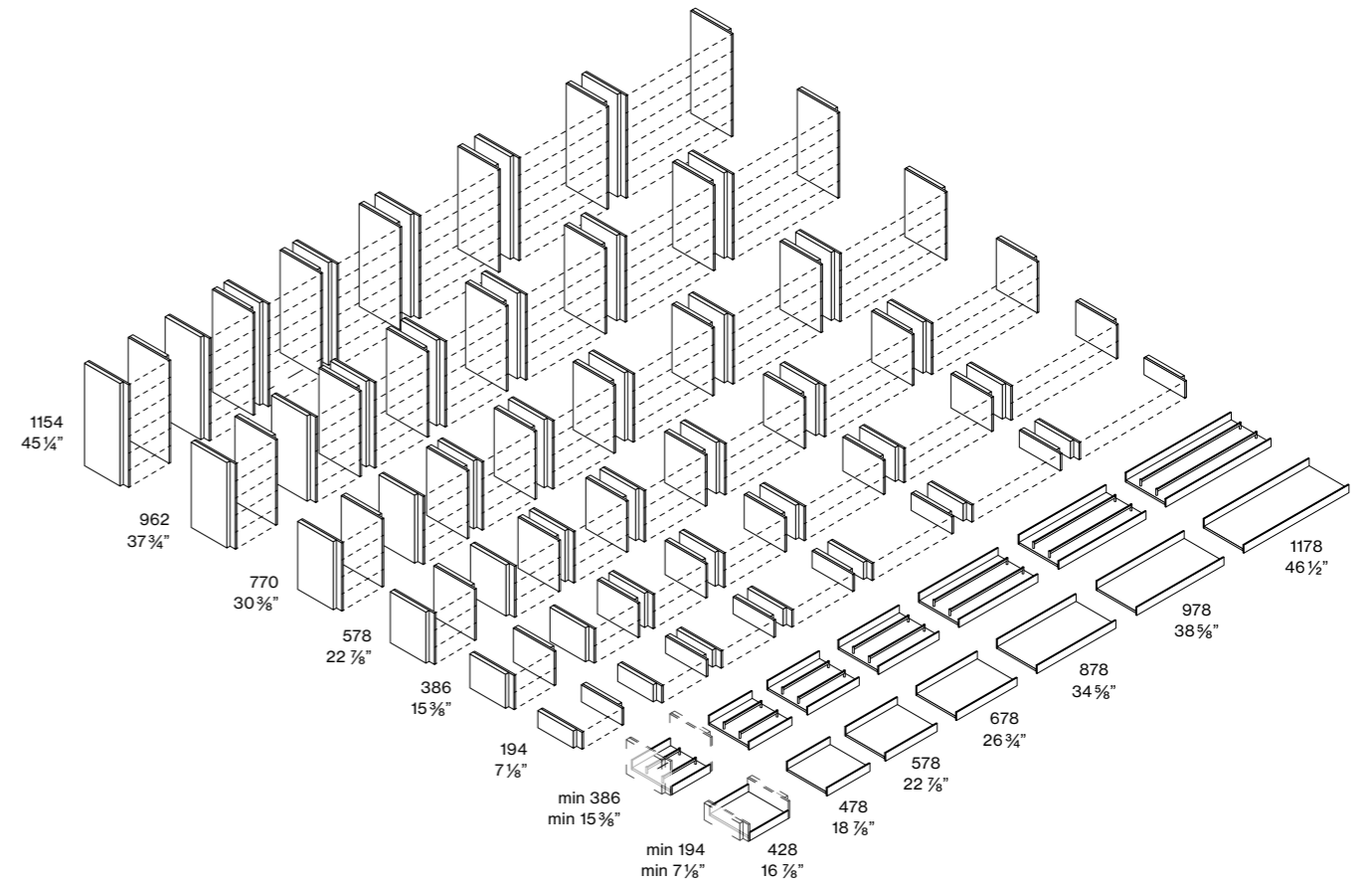
14 mm thick carcass in Melamine, Silcolak, Wood, Wood Selection. To be completed with upper covering shelf.

### Contenitori componibili con vassoi e ripiani portascarpe

Struttura in Nobilitato, Silcolak, Legno, Legno Selection. Vassoi in Nobilitato, Silcolak, Legno, Legno Selection. Ripiani portascarpe in Nobilitato, Silcolak, Legno, Legno Selection con profili d'appoggio in profilo estruso di alluminio bronzato, alluminio anodizzato nero. Da completare con ripiano superiore di chiusura.

### Modular storage units with trays and shoe shelves

Carcass in Melamine, Silcolak, Wood, Wood Selection. Trays in Melamine, Silcolak, Wood, Wood Selection. Shoe shelves in Melamine, Silcolak, Wood, Wood Selection with vertical flat profiles in extruded aluminium profile, bronze finish or black anodised. To be completed with upper covering shelf.



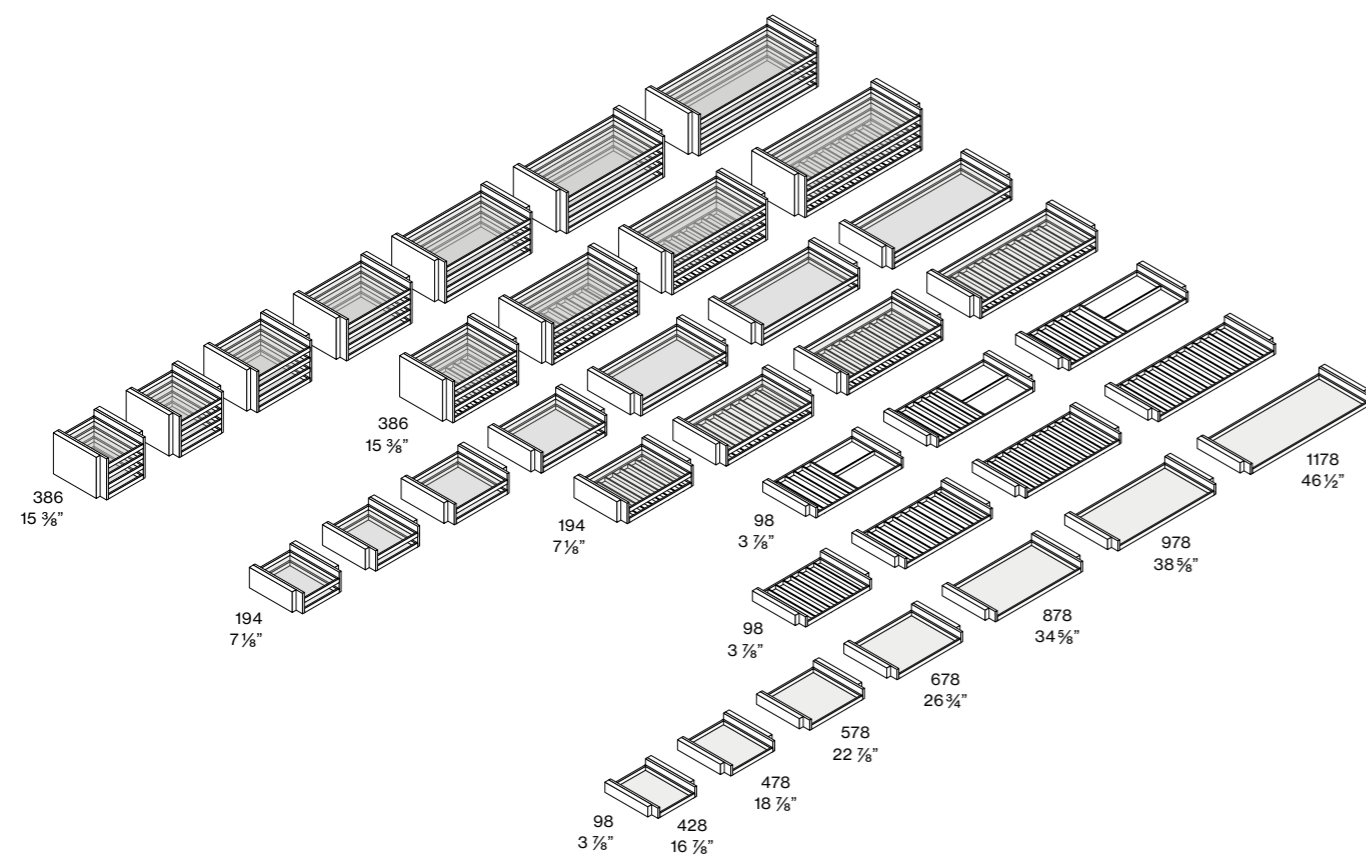
## Contenitori sospesi con vassoi estraibili Hanging storage units with pull-out tray

### Contenitori sospesi con vassoi estraibili

Struttura in Nobilitato, Silcolak, Legno, Legno Selection. Vassoi in Vetro extralight trasparente, Vetro trasparente fumè grigio, con telaio in profilo estruso di alluminio bronzato, alluminio anodizzato nero. Da completare con ripiano superiore di chiusura.

### Hanging storage units with pull-out tray

Carcass in Melamine, Silcolak, Wood, Wood Selection. Trays in transparent Extralight glass, transparent smoky grey glass with frame in extruded aluminium profile, bronze finish or black anodised. To be completed with upper covering shelf.

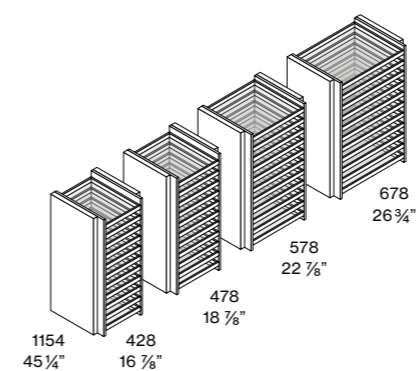


### Contenitori sospesi con vassoi estraibili

Struttura in Nobilitato, Silcolak, Legno, Legno Selection. Vassoi in Vetro extralight trasparente, Vetro trasparente fumè grigio, con telaio in profilo estruso di alluminio bronzato, alluminio anodizzato nero. Da completare con ripiano superiore di chiusura.

### Hanging storage units with pull-out tray

Carcass in Melamine, Silcolak, Wood, Wood Selection. Trays in transparent Extralight glass, transparent smoky grey glass with frame in extruded aluminium profile, bronze finish or black anodised. To be completed with upper covering shelf.



## Contenitori a giorno Open storage units

### Contenitori a giorno sospesi

Struttura in Nobilitato, Silcolak, Legno, Legno Selection, spessore 14 mm. Da completare con ripiano superiore di chiusura.

### Open storage units

14 mm thick carcass in Melamine, Silcolak, Wood, Wood Selection. To be completed with upper covering shelf.



### Contenitori da appoggio

Struttura in Nobilitato, Silcolak, Legno, Legno Selection, spessore 14 mm. Da completare con ripiano superiore di chiusura.

### Floor-standing storage units

14 mm thick carcass in Melamine, Silcolak, Wood, Wood Selection. To be completed with upper covering shelf.



## Contenitori a giorno Open storage units

### Contenitori componibili con vassoi e ripiani portascarpe

Struttura in Nobilitato, Silcolak, Legno, Legno Selection. Vassoi in Nobilitato, Silcolak, Legno, Legno Selection. Ripiani portascarpe in Nobilitato, Silcolak, Legno, Legno Selection con profili d'appoggio in profilo estruso di alluminio bronzato, alluminio anodizzato nero. Da completare con ripiano superiore di chiusura.

### Modular storage units with trays and shoe shelves

Carcass in Melamine, Silcolak, Wood, Wood Selection. Trays in Melamine, Silcolak, Wood, Wood Selection. Shoe shelves in Melamine, Silcolak, Wood, Wood Selection with vertical flat profiles in extruded aluminium profile, bronze finish or black anodised. To be completed with upper covering shelf.



### Contenitori componibili con vassoi

Struttura in Nobilitato, Silcolak, Legno, Legno Selection. Vassoi in Nobilitato, Silcolak, Legno, Legno Selection. Da completare con ripiano superiore di chiusura.

### Modular storage units with trays

Carcass in Melamine, Silcolak, Wood, Wood Selection. Trays in Melamine, Silcolak, Wood, Wood Selection. To be completed with upper covering shelf.



Ripiani portascarpe  
Shoe shelves

**Ripiano portascarpe in vetro**

Ripiano con telaio in alluminio bronzato, anodizzato nero. Profili d'appoggio in alluminio bronzato, anodizzato nero. Vetro millerighe acidato.

**Glass shoe shelf**

Shelf with frame in bronzed, black anodised aluminium. Profiles in bronzed, black anodised aluminium. Frosted ribbed glass.

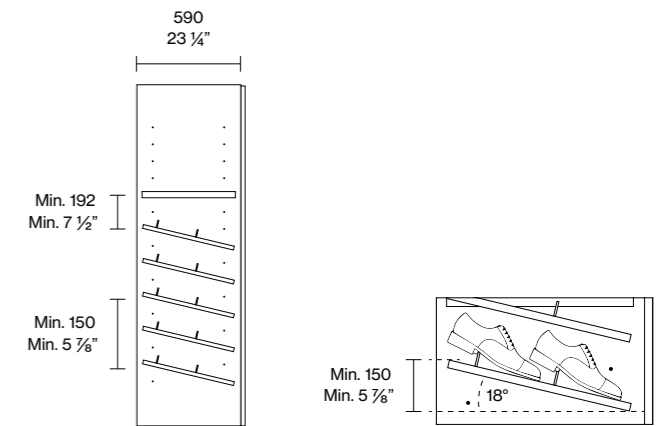
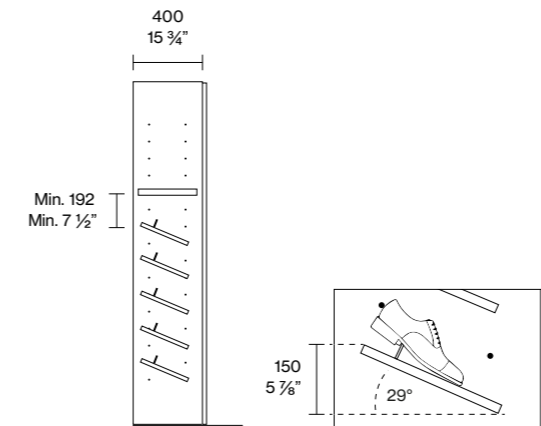
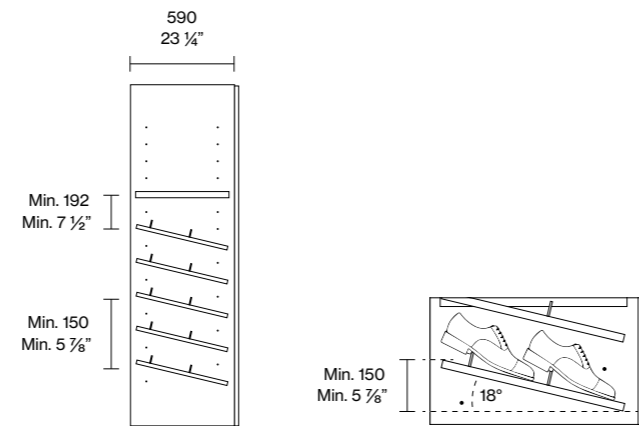
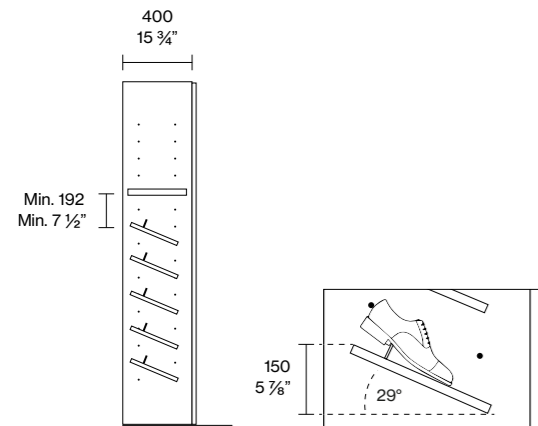


**Ripiano inclinato portascarpe**

Ripiano portascarpe in Nobilitato, Silcolak, Legno, Legno Selection con profili d'appoggio in profilo estruso di alluminio bronzato, alluminio anodizzato nero.

**Slanted shoe shelf**

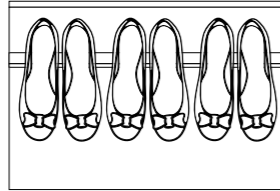
Shoe shelf in Melamine, Silcolak, Wood, Wood Selection with vertical flat profiles in extruded aluminium profile, bronze finish or black anodised.



Capienza ripiani porta scarpe inclinati  
Inclined shoes shelf capacity

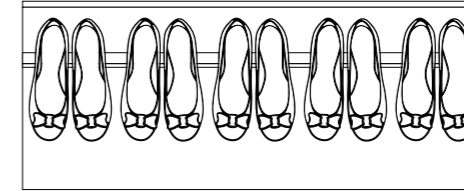
**Ripiano portascarpe L 578 mm**  
L 578 mm, P 370 mm

**Shoe shelf W 22 3/4"**  
W 22 3/4", D 14 5/8"



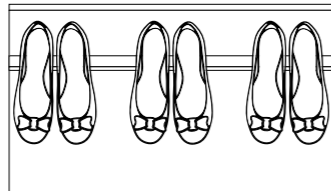
**Ripiano portascarpe L 978 mm**  
L 978 mm, P 370 mm

**Shoe shelf W 38 1/2"**  
W 38 1/2", D 14 5/8"



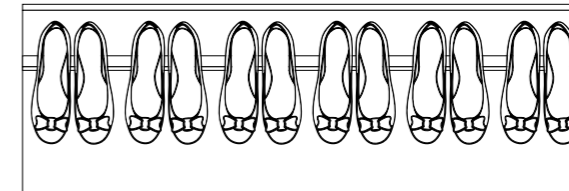
**Ripiano portascarpe L 678 mm**  
L 678 mm, P 370 mm

**Shoe shelf W 26 3/4"**  
W 26 3/4", D 14 5/8"



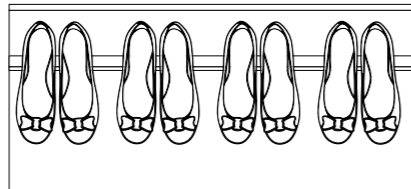
**Ripiano portascarpe L 1178 mm**  
L 1178 mm, P 370 mm

**Shoe shelf W 46 3/8"**  
W 46 3/8", D 14 5/8"



**Ripiano portascarpe L 878 mm**  
L 878 mm, P 370 mm

**Shoe shelf W 34 5/8"**  
W 34 5/8", D 14 5/8"



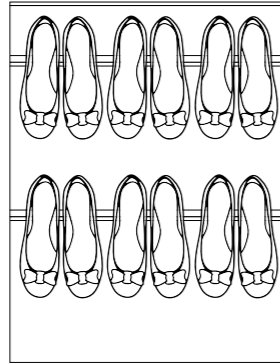
Capienza ripiani porta scarpe inclinati  
Inclined shoes shelf capacity

**Ripiano portascarpe L 578 mm**

2 profili d'appoggio  
L 578 mm, P 555 mm

**Shoe shelf W 22 3/4"**

2 vertical flat profiles  
W 22 3/4", D 21 7/8"

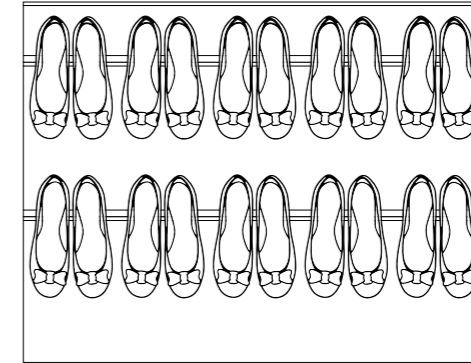


**Ripiano portascarpe L 978 mm**

2 profili d'appoggio  
L 978 mm, P 555 mm

**Shoe shelf W 38 1/2"**

2 vertical flat profiles  
W 38 1/2", D 21 7/8"

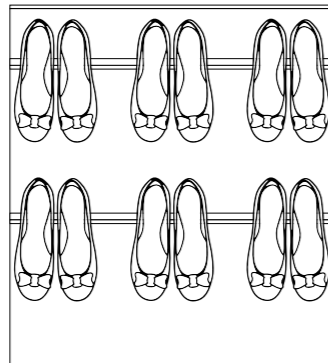


**Ripiano portascarpe L 678 mm**

2 profili d'appoggio  
L 678 mm, P 555 mm

**Shoe shelf W 26 3/4"**

2 vertical flat profiles  
W 26 3/4", D 21 7/8"

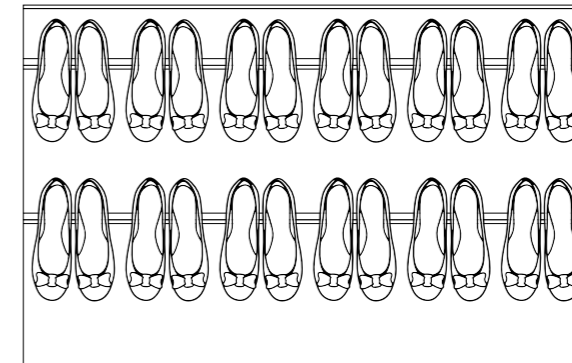


**Ripiano portascarpe L 1178 mm**

2 profili d'appoggio  
L 1178 mm, P 555 mm

**Shoe shelf W 46 3/8"**

2 vertical flat profiles  
W 46 3/8", D 21 7/8"

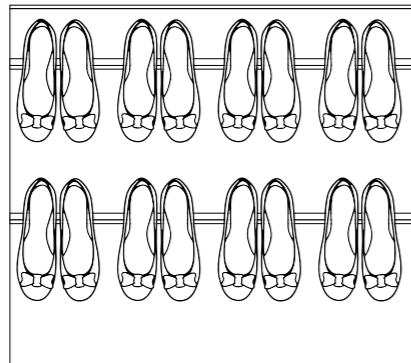


**Ripiano portascarpe L 878 mm**

L 878 mm, P 555 mm

**Shoe shelf W 34 3/8"**

2 vertical flat profiles  
W 34 3/8", D 21 7/8"



Cassetto blindato  
Armoured drawer (safe)

**Cassetto blindato**

Cassetto blindato realizzato in acciaio inox verniciato bianco. Tappetino interno in feltro grigio. Apertura tramite sensore di impronte digitali o app per dispositivi mobili. Cassetto con chiusura ammortizzata e blocco automatico alla chiusura. Frontali in Nobilitato, Silcolak, Legno, Legno Selection. Disponibile rivestimento frontali in Microfibra, Pelle rigenerata, Pelle.  
Dimensioni: L 678 mm, P 530 mm

**Armoured drawer (safe)**

Armoured drawer in white painted stainless steel. Grey felt inner mat. Drawer opening via fingerprint scanner or smartphone app. Drawer with soft-closing mechanism and automatic lock when closing. Fronts in Melamine, Silcolak, Wood, Wood Selection. Front covering in Microfibre, Bonded leather, Leather available.  
Dimensions: W 26 3/4", D 20 7/8"



Specchio  
Mirror

**Specchio retroanta**  
Interior mirror



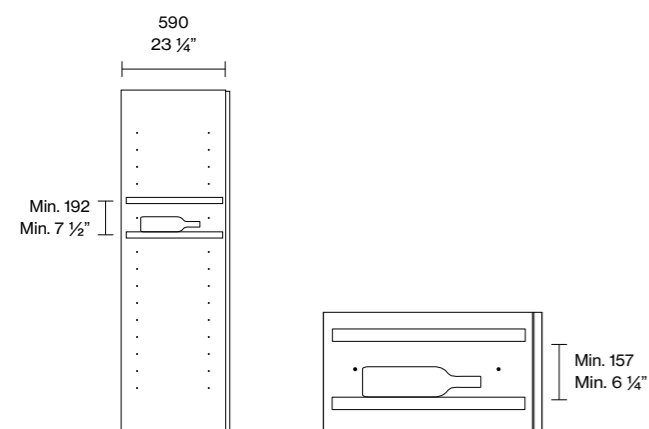
**Specchio retroanta girevole**  
Swivel interior mirror



Ripiano portabottiglie  
Bottle rack

**Ripiano portabottiglie**  
Ripiano con telaio in alluminio bronzato, alluminio anodizzato nero. Profilo superiore e supporti bottiglie in legno massello di frassino olivato tinto nero.  
Dimensioni: L 578 / 878 mm

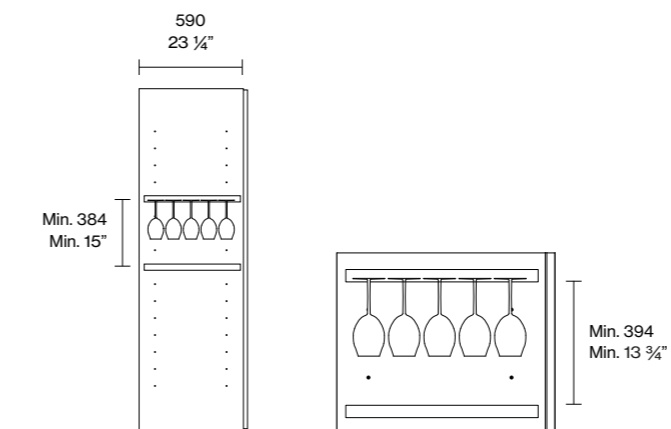
**Bottle rack**  
Shelf with frame in bronzed aluminium, black anodised aluminium. Upper profile and bottle holders in solid black stained Olivato ash wood.  
Dimensions: W 22 3/4" / 34 5/8"



Ripiano porta bicchieri sospesi  
Hanging stemware rack

**Ripiano porta bicchieri sospesi**  
Ripiano con telaio in alluminio bronzato, alluminio anodizzato nero. Lato superiore: Vetro acidato retroverniciato color bronzo o nero. Lato inferiore: porta bicchieri in lamiera verniciata nera.  
Dimensioni: L 578 / 878 mm

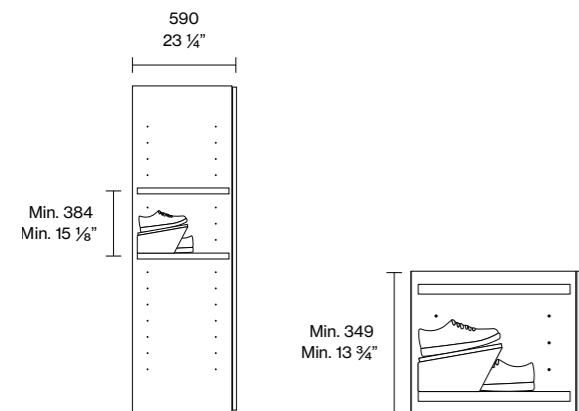
**Hanging stemware rack**  
Shelf with frame in bronzed aluminium, black anodised aluminium. Upper side: back-painted frosted glass in bronze or black colour. Lower side: hanging glass rack in black painted sheet metal.  
Dimensions: W 22 3/4" / 34 5/8"



Divisorio portasneakers  
Trainer storage rack

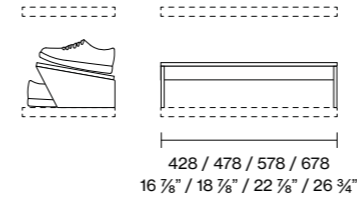
**Divisorio portasneakers**  
Divisori verticali in CDF nero. Piano superiore in Nobilitato, Silcolak, Legno, Legno Selection.

**Trainer storage rack**  
Vertical sides in black CDF. Top panel in Melamine, Silcolak, Wood, Wood Selection.



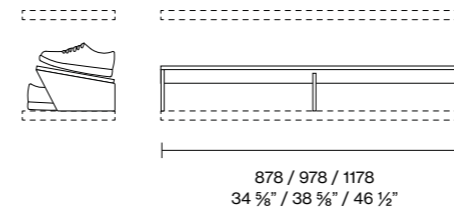
**Divisorio portasneakers**  
428 / 478 / 578 / 678 mm

**Trainer storage rack**  
16 7/8" / 18 7/8" / 22 7/8" / 26 3/4"



**Divisorio portasneakers**  
878 / 978 / 1178 mm

**Trainer storage rack**  
34 5/8" / 38 5/8" / 46 1/2"



Contentore sospeso con piano superiore in vetro e vassoio estraibile.  
Hanging element with glass top and pull-out tray

**Contentore sospeso con piano superiore in vetro e vassoio estraibile.**

Piano superiore in vetro fumè. Vassoio estraibile rivestito in microfibra, pelle rigenerata, pelle. Comprensivo di lampada a LED interna (posteriore).

**Hanging element with glass top and pull-out tray**

Top shelf in smoky glass. Pull-out tray covered in microfibre, bonded leather, leather. LED lamp (back installed) included.



**Contentore sospeso con piano superiore in vetro e vassoio estraibile.**

878 / 1178 mm

**Hanging element with glass top and pull-out tray**

34 5/8" / 46 1/2"



Il comparto dei sistemi Boffi propone soluzioni architettoniche attraverso l'implementazione di porte a filo o completamente integrate con aperture a battente, complanare e scorrevole – anche grazie al contributo della gamma ADL – che si inseriscono nei sistemi Antibes delineando ambienti continui e sofisticati. A completare la proposta, una selezione di finiture e maniglie da listino consente una personalizzazione totale, dando vita a progetti realmente su misura.

The Boffi systems division offers architectural solutions through the integration of flush or fully integrated doors with hinged, coplanar, or sliding openings – thanks also to the contribution of the ADL range – which blend seamlessly into the Antibes systems, creating continuous and sophisticated environments. Completing the offering is a selection of finishes and handles from the catalogue, allowing for full customization and giving life to truly bespoke projects.



**Aperture**

- B Battente
- S Scorrevole

**Openings**

- B Hinged
- S Sliding

**Maniglie compatibili**

**Compatible handles**

	B	S	C
Aprile 2	●	●	
Socket	●	●	
Duemilaotto			
X36			
Shades	●	●	
Sloane			
Quadro			



**Nobilitato  
Melamine-coated**



601  
Bianco Mel  
Mel white



606  
Olmo  
Elm wood



610  
Larice termico  
Thermo-treated  
larch wood



611  
Noce canaletto  
Canaletto walnut



615  
Rovere chiaro  
Light oak

**Aperture**

- B Battente
- S Scorrevole
- C Coplanare

**Openings**

- B Hinged
- S Sliding
- C Coplanar



**Maniglie compatibili**

**Compatible handles**

	B	S	C
Aprile 2	●	●	●
Socket	●	●	
Duemilaotto	●	●	
X36	●	●	●
Shades	●	●	
Sloane*	●	●	●
Quadro			

**Easylak+**



506  
Bianco Cortina  
Cortina white



507  
Grigio Leeds  
Leeds grey


**Silcolak**



521  
Bianco Siberia  
Siberia white




522  
Bianco Paros  
Paros white



523  
Ostrica  
Oyster-pearl



524  
Grigio Luton  
Luton grey



525  
Ghiaia  
Gravel grey



526  
Fieno  
Hay



527  
Corda  
Rope-colour



528  
Limo  
Silt



529  
Ardesia  
Slate grey



530  
Abisso  
Abyss black



531  
Nero intenso  
Jet black



532  
Verde Myrtus  
Myrtus green



533  
Rosso Ribes  
Ribes red


**Ecolak**



510  
Bianco Artico  
Arctic white



511  
Bianco caldo  
Bright white



129  
Magnolia  
Magnolia



513  
Nuvola  
Cloud colour



024  
Ciottolo  
Pebble grey

\* Maniglia Sloane non compatibile con finitura Easylak+.  
Sloane handle not compatible with Easylak+ finish.



512  
Avena  
Oat colour

025  
Écru  
Écru

023  
Fango  
Mud

515  
Basalto  
Basalt grey

517  
Carbone  
Charcoal



027  
Nero  
Black

**Poliestere  
Polyester**



003  
Bianco  
White

024  
Ciottolo  
Pebble grey

005  
Grigio RAL 7038  
Grey RAL 7038

107  
Rosso Petra  
Petra red

393  
Grigio elegante  
Elegant grey



113  
Verde Caligo  
Caligo green



394  
Grigio bosco  
Forest grey

**Aperture**

- B Battente
- S Scorrevole
- C Coplanare

**Openings**

- B Hinged
- S Sliding
- C Coplanar



**Maniglie compatibili**









Compatible handles

	B	S	C
Aprile 2	●	●	●
Socket	●	●	
Duemilaotto	●	●	
X36	●	●	●
Shades	●	●	
Sloane			
Quadro			

**Legno Wood**

				
049 Rovere Oak	033 Rovere cenere Ash-grey oak	076 Rovere grafite Grey-graphite oak	150 Rovere bianco alpino Alpine white oak	369 Rovere naturale Natural oak

**Legno Selection Wood Selection**

				
337 Olmo americano American elm	093 Noce canaletto U.S. Canaletto walnut U.S.	101 Rovere affumicato Smoked oak	334 Ecowood Xilo 2.0 planked aand (18.22)	335 Ecowood Xilo 2.0 planked grey (18.23)
				
336 Ecowood Xilo 2.0 striped black (18.04)	346 Ecowood Indian rosewood (10.23)	347 Ecowood Datuk ebony (10.44)		

**Aperture**

- B Battente
- S Scorrevole
- C Coplanare

**Openings**

- B Hinged
- S Sliding
- C Coplanar



**Maniglie compatibili**  
**Compatible handles**

	B	S	C
Aprile 2	●	●	●
Socket	●	●	
Duemilaotto			
X36			
Shades	●	●	
Sloane			
Quadro			

**Clay**



**Aperture**

- B Battente
- S Scorrevole
- C Coplanare

**Openings**

- B Hinged
- S Sliding
- C Coplanar



**Maniglie compatibili**

Compatible handles

	B	S	C
Aprile 2	●	●	●
Socket	●	●	
Duemilaotto			
X36			
Shades	●	●	
Sloane			
Quadro			

**Easy Metals**

540 Argento Style Silver Style	541 Zinco Glam Zinc Glam	542 Ferro Luxury Iron Luxury	543 Rame Dark Copper Dark	544 Piombo Class Lead Class

**Metals Metals**

198 Bianco White	934 Aluminium Aluminium	197 Zinco+ Zinc+	196 Rame+ Copper+	195 Ottone vintage Vintage brass
191 Piombo Lead	192 Titanio Titanium	490 Rame Rayé Copper Rayé	492 Ottone Rayé Brass Rayé	495 Bronzo antico Rayé Antique bronze Rayé
494 Bronzo Rayé Bronze Rayé	491 Piombo Rayé Lead Rayé	493 Ottone bronzato Rayé Bronzed brass Rayé		

**Aperture**  
B Battente

**Openings**  
B Hinged



**Maniglie compatibili**  
Compatible handles

	B	S	C
Aprile 2			
Socket			
Duemilaotto			
X36			
Shades			
Sloane			
Quadro			●

**Telaio**  
Frame



Alluminio anodizzato  
bronzato  
Bronzed anodised  
aluminium



Alluminio anodizzato nero  
Black anodised aluminium



Alluminio anodizzato rame  
brunito  
Anodised aluminium,  
burnished copper




Alluminio anodizzato titanio  
Titanium anodised  
aluminium



Alluminio anodizzato  
testa di moro  
Brown anodised aluminium

**Vetro**  
Glass



820  
Extralight trasparente  
Transparent Extralight



815  
Trasparente fumè grigio  
Transparent smoky grey



841  
Garage  
Garage



840  
Metropolitan neutro  
Neutral Metropolitan

**MVI**



843  
Mineral mesh trasparente EL  
Mineral mesh transparent EL



844  
Rice paper opal EL  
Rice paper opal EL



845  
Freehand Gold trasparente EL  
Freehand Gold transparent EL

Quadro  
Alluminio rivestito, Wooden coated aluminium

**Aperture**  
B Battente

**Openings**  
B Hinged



**Maniglie compatibili**  
Compatible handles

B S C

Aprile 2

Socket

Duemilaotto

X36

Shades

Sloane

Quadro ●

**Telaio**  
Frame



Alluminio rivestito rovere naturale  
Aluminium coated in natural oak



Alluminio rivestito rovere tinto noce canaletto  
Aluminium coated in Canaletto walnut stained oak



Alluminio rivestito rovere tinto affumicato  
Aluminium coated in smoked dyed oak

**Vetro**  
Glass



820  
Extralight trasparente  
Transparent Extralight



815  
Trasparente fumè grigio  
Transparent smoky grey



841  
Garage  
Garage



840  
Metropolitan neutro  
Neutral Metropolitan

**MVI**



843  
Mineral mesh trasparente EL  
Mineral mesh transparent EL



844  
Rice paper opal EL  
Rice paper opal EL



845  
Freehand Gold trasparente EL  
Freehand Gold transparent EL

**Aperture**  
B Battente

**Openings**  
B Hinged



**Maniglie compatibili**  
Compatible handles

	B	S	C
Aprile 2			
Socket	●		
Duemilaotto			
X36			
Shades			
Sloane			
Quadro			

**Telaio**  
Frame




083  
Alluminio bronzato  
Bronzed aluminium



084  
Alluminio anodizzato nero  
Black anodised aluminium

**Vetro**  
Glass



820  
Extralight trasparente  
Transparent Extralight



815  
Trasparente fumè grigio  
Transparent smoky grey




813  
Extralight lino matè  
Linen matè Extralight



814  
Extralight acidato  
Frosted Extralight

**Aperture**  
B Battente

**Openings**  
B Hinged



**Maniglie compatibili**  
Compatible handles

	B	S	C
Aprile 2			
Socket	●		
Duemilaotto			
X36			
Shades			
Sloane			
Quadro			

**Telaio**  
Frame



083  
Alluminio bronzato  
Bronzed aluminium



084  
Alluminio anodizzato nero  
Black anodised aluminium

**Pelle**  
Leather



581  
Agata



582  
Atena

**Aperture**  
B Battente

**Openings**  
B Hinged



**Telaio  
Frame**



083  
Alluminio bronzato  
Bronzed aluminium



084  
Alluminio anodizzato nero  
Black anodised aluminium

**Vetro  
Glass**



820  
Extralight trasparente  
Transparent Extralight



815  
Trasparente fumè grigio  
Transparent smoky grey



813  
Extralight lino matè  
Linen matè Extralight




814  
Extralight acidato  
Frosted Extralight

**MVI**



843  
Mineral mesh trasparente EL  
Mineral mesh transparent EL



844  
Rice paper opal EL  
Rice paper opal EL



845  
Freehand Gold trasparente EL  
Freehand Gold transparent EL

Handframe  
Pelle rigenerata, Bonded Leather

**Aperture**  
B Battente

**Openings**  
B Hinged

**Telaio**  
Frame




083  
Alluminio bronzato  
Bronzed aluminium



084  
Alluminio anodizzato nero  
Black anodised aluminium

**Pelle rigenerata**  
Bonded Leather



581  
Talpa  
Taupe



582  
Antracite  
Anthracite grey



**Aperture**  
B Battente

**Openings**  
B Hinged



**Telaio**  
**Frame**



083  
Alluminio bronzato  
Bronzed aluminium



084  
Alluminio anodizzato nero  
Black anodised aluminium

**Tessuto D1**  
**Fabric D1**



571  
Bianco F923013  
White F923013



574  
Ecrù F923001  
Ècru F923001



572  
Paglia F923002  
Strawcoloured F923002



573  
Grigio chiaro F923012  
Light grey F923012



575  
Taupe F923004  
Taupe F923004

**Tessuto D5**  
**Fabric D5**



563  
Grigio chiaro F931171  
Light grey F931171



566  
Grigio medio F931173  
Mid-grey F931173



564  
Beige F931224  
Beige F931224



567  
Pino F931886  
Pine F931886



569  
Ottanio F931893  
Teal F931893



565  
Rosso scuro F931584  
Dark red F931584



568  
Mattone F931552  
Brick F931552



570  
Cammello F931246  
Camel F931246

La selezione di maniglie da listino consente una personalizzazione totale, dando vita a progetti realmente su misura. Il design ergonomico garantisce presa confortevole e pulizia formale.

The selection of handles from the catalogue allows for complete customization, giving life to truly bespoke projects. The ergonomic design ensures a comfortable grip and clean, essential lines.



# Maniglie Handles

## Aprile 2

Maniglia a sezione inclinata in alluminio estruso verniciato. Finiture: bianco opaco, nero opaco.

Handle with angled section, in extruded painted aluminium. Finishes: matt white, matt black.



## Socket

Maniglia in estruso di alluminio anodizzato. Finiture: alluminio bronzato, anodizzato nero.

Handle in extruded anodised aluminium. Finishes: bronzed aluminium, black anodised.



## Duemilaotto

Ricavata con apposita lavorazione nello spessore dell'anta.

Obtained with a special cut out on door thickness.



## Shades

Maniglia in legno massello. Finitura: coce "LIGHT" canaletto.

Handle in solid wood. Finish: "LIGHT" Canaletto walnut.



Su moduli con anta a battente doppia, maniglia solo su anta destra. Per doppia maniglia, ordinare maniglia aggiuntiva.  
The handle is mounted only on right door in case of modules with double hinged door. In case of double handle, please order an additional handle.

**Sloane**

Ricavata con apposita lavorazione nello spessore dell'anta. Fondo maniglia: Silcolak, Ecolak, Poliestere, Legno, Legno Selection.

Obtained with a special cut out on door thickness. Handle back-plate: Silcolak, Ecolak, Polyester, Wood, Wood Selection.



**Quadro**

Estruso di alluminio. Colori: bronzato, nero, rame brunito, titanio, testa di moro.

Extruded aluminium. Colours: bronzed, black, burnished copper, titanium, brown



**X36**

Ricavata con apposita lavorazione nello spessore dell'anta.

Obtained with a special cut out on door thickness.



**Handframe**

Maniglia a tutta altezza integrata nel telaio dell'anta. Profilo estruso di alluminio anodizzato. Finiture: alluminio bronzato, anodizzato nero.

Full height handle, integrated in the door frame. Anodised extruded aluminium profile. Finishes: bronzed aluminium, black anodised.



Su moduli con anta a battente doppia, maniglia solo su anta destra. Per doppia maniglia, ordinare maniglia aggiuntiva.  
The handle is mounted only on right door in case of modules with double hinged door. In case of double handle, please order an additional handle.

ANTIBES Boiserie, design Piero Lissoni

# ANTIBES Boiserie





Antibes Boiserie è un sistema componibile per cabine armadio che consente composizioni su misura, in soluzioni lineari o ad angolo, accessoriate e senza fianchi a vista. La struttura è costituita da montanti a cremagliera in alluminio anodizzato naturale, mentre gli elementi che si innestano sulla struttura – fondali, basamenti, ripiani, cassetiere sospese – sono in finitura nobilitato, laccato o impiallacciato legno nella gamma di colori ed essenze selezionate da Boffi. Ogni configurazione può essere arricchita da accessori versatili, finiture di pregio e un'illuminazione LED superiore che valorizza i volumi e le texture.

Antibes Boiserie is a modular walk-in closet system that allows for custom-made compositions in linear or corner configurations, fully equipped and designed without visible side panels. The structure features natural anodised aluminum rack uprights, while the elements mounted onto the structure – back panels, bases, shelves, and suspended drawer units – are available in melamine, lacquered, or wood veneer finishes, in a range of colors and wood types selected by Boffi. Each configuration can be enhanced with versatile accessories, refined finishes, and top-mounted LED lighting that highlights volumes and textures.




**Antibes Boiserie**

Composizione a parete con cassetti,  
vani a giorno e ripiani in vetro.

**Antibes Boiserie**

Wall composition with drawers,  
open storage units and glass shelves.

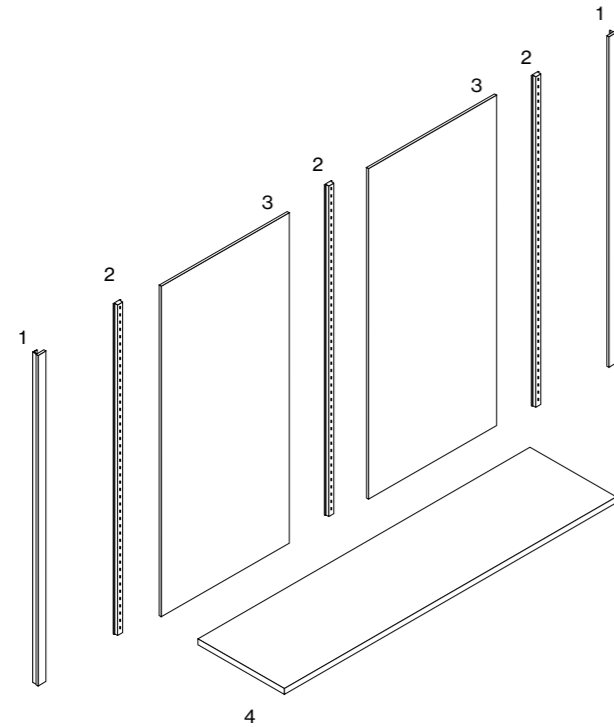


**Componenti strutturali**

- 1 Coprifilo terminale
- 2 Montante
- 3 Fondale
- 4 Basamento

**Structural components**

- 1 End filler
- 2 Upright
- 3 Back panel
- 4 Base

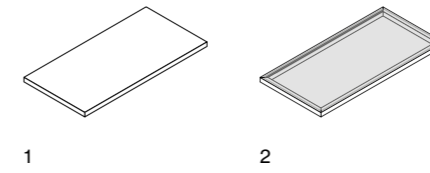


**Ripiani**

- 1 Ripiano in Nobilitato, Easylak+, Silcolak, Ecolak, Legno, Legno Selection
- 2 Ripiano a telaio con Vetro

**Shelves**

- 1 Shelf in Melamine, Silcolak, Wood, Wood Selection
- 2 Framed shalf with Glass

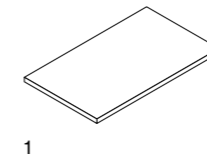


**Basamento**


- 1 Basamento in Nobilitato, Easylak+, Silcolak, Ecolak, Legno, Legno Selection

**Base**

- 1 Base in Melamine, Easylak+, Silcolak, Ecolak, Wood, Wood Selection



Composizione lineare  
Linear composition



**Montante**

Alluminio anodizzato naturale

**Upright**

Natural anodised aluminium



**Ripiano**

Spessore 35 mm. Nobilitato, Easylak+, Silcolak, Ecolak, Legno, Legno Selection. Staffe di sostegno in metallo bronzato, metallo anodizzato nero.

**Shelf**

Thickness 1 3/8". Melamine, Easylak+, Silcolak, Ecolak, Wood, Wood Selection. Supporting brackets in bronze metal or black anodised metal.



**Coprifilo terminale**

Spessore 22 mm. Nobilitato, Easylak+, Silcolak, Ecolak, Legno, Legno Selection

**End filler**

Thickness 7/8". Melamine, Easylak+, Silcolak, Ecolak, Wood, Wood Selection



**Ripiano a telaio con Vetro**

Spessore 24 mm. Vetro extralight trasparente o vetro trasparente fumè grigio. Telaio in alluminio bronzato o anodizzato nero. Staffe di sostegno in metallo bronzato o metallo anodizzato nero.

**Framed shelf with Glass**

Thickness 1". Transparent extralight glass or transparent smoky grey glass. Frame in aluminium, bronzed or black anodised aluminium. Supporting brackets in bronzed metal or black anodised metal.



Aste appendiabiti in alluminio bronzato, portapantaloni estraibili, sistemi d'illuminazione a LED, contenitori a giorno, cassettiere, ripiani in vetro. Le possibilità di accessori e finiture sono customizzabili in estetica, posizione e dimensioni.

Bronzed aluminum hanging bars, pull-out trouser racks, LED lighting systems, open storage units, drawer units, glass shelves. Accessories and finishes can be customized in terms of aesthetics, positioning, and dimensions.



**Barra appendiabiti**

Realizzata in alluminio bronzato, anodizzato nero. Provvista di guarnizione anti rumore.

**Hanging clothes bar**

Made of bronzed, black anodised aluminium. Supplied with noise-reducing gasket

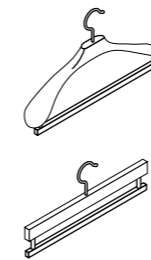


**Grucce per abiti uomo**

Massello di faggio tinto nero opaco. Gruccia per abiti e pantaloni, predisposta per fissaggio ad asta prendiabiti senza gancio. Gruccia portapantaloni.

**Hangers for suits**

Solid beech-wood, matt black painted. Clothes hanger for suits and trousers, arranged to be fixed to clothes hangers reacher without hook. Clothes hanger for trousers.




**Grucce abiti donna**

Massello di faggio tinto nero opaco. Gruccia per abiti e gonna/pantaloni, predisposta per fissaggio ad asta prendiabiti senza gancio. Gruccia per gonna/pantaloni con pinze.

**Hangers for dresses**

Solid beech-wood, matt black painted. Clothes hanger for dresses and skirt/trousers, arranged to be fixed to clothes hangers reacher without hook. Clothes hanger for skirt/trousers with clips.

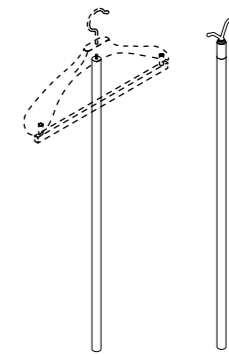


**Asta prendiabiti**

Massello di faggio tinto nero opaco. Asta prendiabiti senza gancio, da fissare alla gruccia per abiti. Asta prendiabiti con gancio.

**Clothes hangers reacher**

Solid beech-wood, matt black painted. Clothes hangers reacher without hook, to be fixed to clothes hanger. Clothes hangers reacher with hook.




**Sacca copriabito**

Tessuto "Rigatino" nero (100% cotone - Peso 210 g/m<sup>2</sup>). Altezza 900 mm chiusa/1200 mm aperta. Apertura a zip, chiusura inferiore a bottoni.

**Garment cover bag**

"Rigatino" black fabric (100% cotton - 210 g/m<sup>2</sup>). Height: 900 mm closed/1200 mm open. Zipped clothing cover, with buttons on the bottom part.

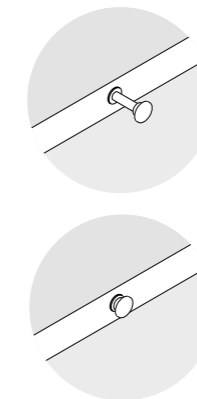


**Perno appendigruccia estraibile**

Metallo cromato, tappo terminale verniciato nero. Inserito sul frontale del ripiano.

**Pull-out hook for coat hangers**

Chrome-plated metal, black painted end cap. Fixed on shelf front trim.

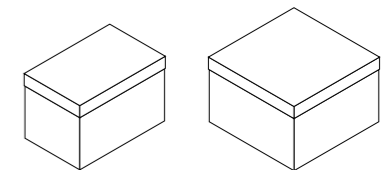


**Scatola cambio stagione con coperchio**

Cartone rivestito con tessuto Setalux® nero (100% fibra di viscosa effetto seta - Peso 180 g/m<sup>2</sup>). Scatola 400 × 260 mm. Scatola 400 × 400 mm.

**Clothes box with lid**

Cardboard covered with black Setalux® fabric (100% tissue lined filament viscose with silk appearance - weight: 180 g/m<sup>2</sup>). 400 × 260 mm. clothes box. 400 × 400 mm. clothes box.



**Lampada per ripiano**

Incassata nello spessore del ripiano. Corpo lampada in estruso in alluminio con luce a LED. Schermo diffusore in policarbonato bianco. Aletta frangiluce antiaccecamento nera. È possibile prevedere l'accensione tramite comando remoto, sensore di apertura o radiocomando.

**Lamp for shelf**

Recessed into the thickness of the shelf. Lamp body in extruded aluminium with LED light. Diffuser screen in white polycarbonate. Black anti-glare louvres. It is possible to switch it on using the control in remote position, the opening sensor or the radio control.

LED 24V, 11W/m, 2700K CRI90



**Radiocomando wireless con funzione on-off**  
**Wireless radio control with on-off**

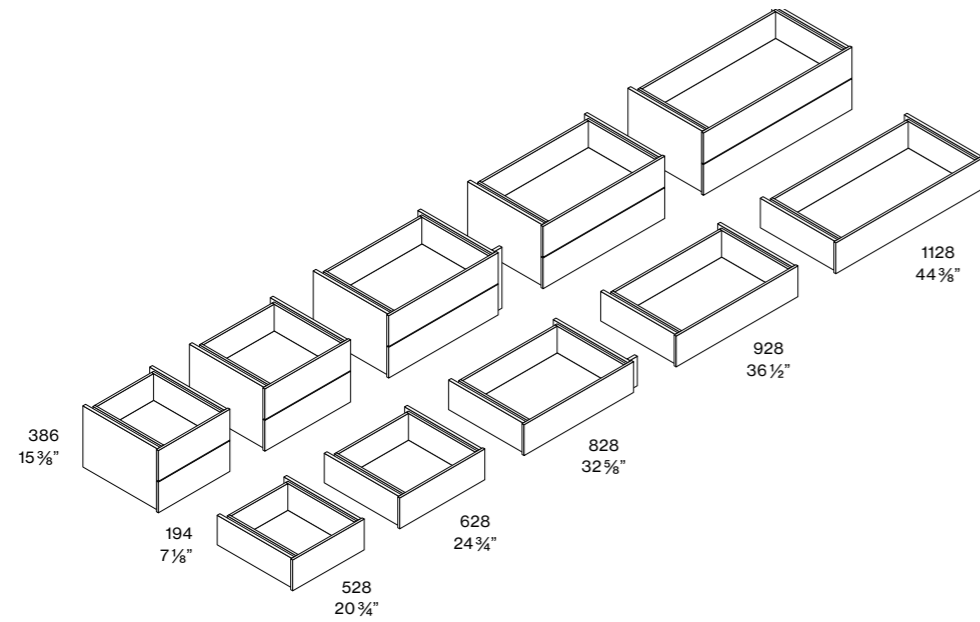


**Cassettiere sospese**

Struttura, cassetti e frontali in Nobilitato, Silcolak, Legno, Legno Selection. I frontali e i pannelli laterali del contenitore in Nobilitato possono essere realizzati in finitura. Da completare con ripiano ad uso top cassettiera e relative staffe di sostegno.

**Hanging drawer units**

Carcass, drawers and fronts in Melamine, Silcolak, Wood, Wood Selection. The fronts and side panels of the melamine-coated carcass can be made in finish. To be completed with a shelf for use as a drawer top and its brackets

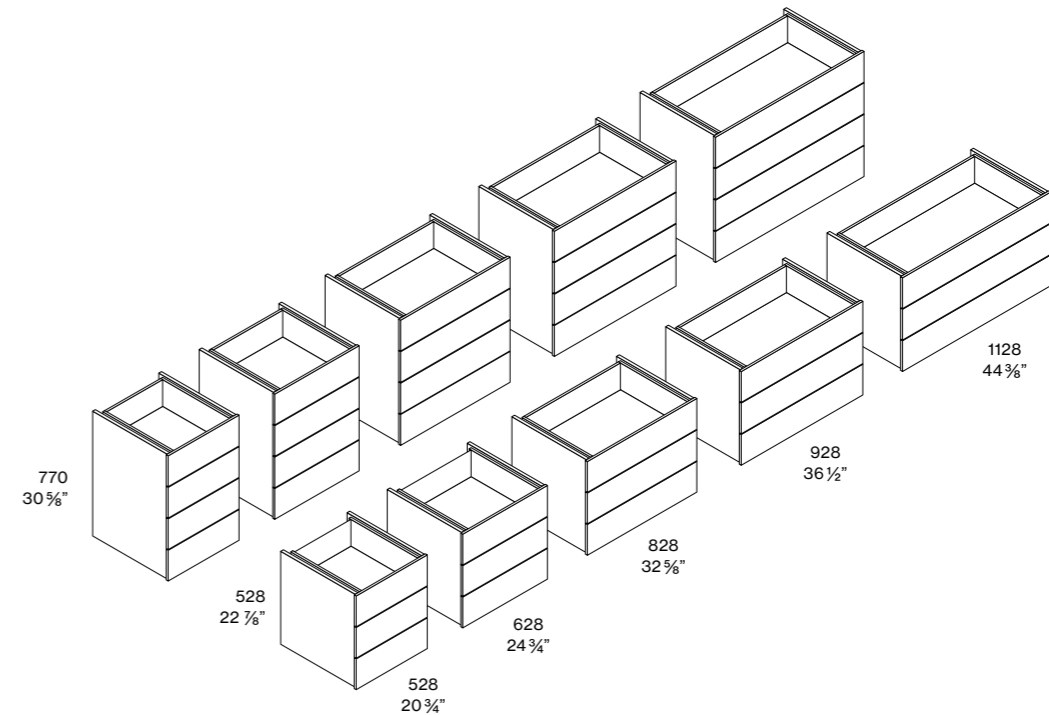


**Cassettiere ad appoggio**

Struttura, cassetti e frontali in Nobilitato, Silcolak, Legno, Legno Selection. I frontali e i pannelli laterali del contenitore in Nobilitato possono essere realizzati in finitura. Da completare con ripiano ad uso top cassettiera e relative staffe di sostegno.

**Floor-standing drawer units**

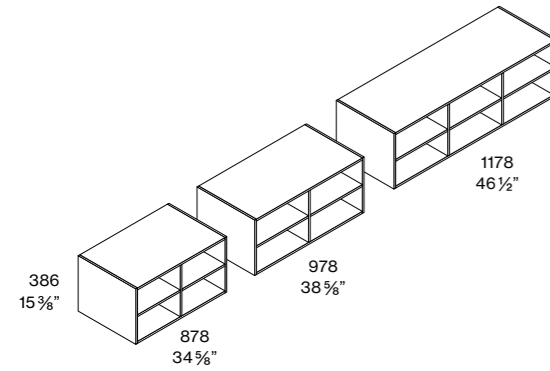
Carcass, drawers and fronts in Melamine, Silcolak, Wood, Wood Selection. The fronts and side panels of the melamine-coated carcass can be made in finish. To be completed with a shelf for use as a drawer top and its brackets



## Contenitori a giorno Open storage units

### Contenitori a giorno sospesi

Struttura in Nobilitato, Silcolak, Legno, Legno Selection, spessore 14 mm. Da completare con ripiano ad uso top cassettiera e relative staffe di sostegno.

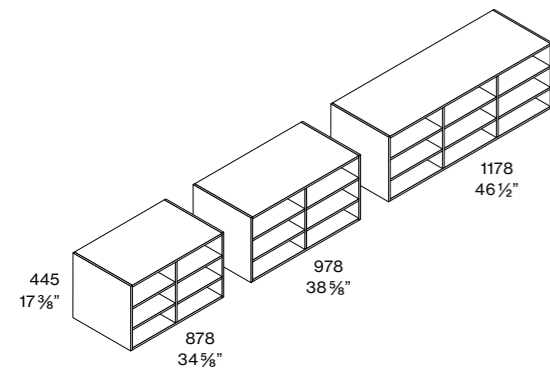


### Hanging storage units

14 mm thick carcass in Melamine, Silcolak, Wood, Wood Selection. To be completed with a shelf for use as a drawer top and its brackets.

### Contenitori da appoggio

Struttura in Nobilitato, Silcolak, Legno, Legno Selection, spessore 14 mm. Da completare con ripiano ad uso top cassettiera e relative staffe di sostegno.

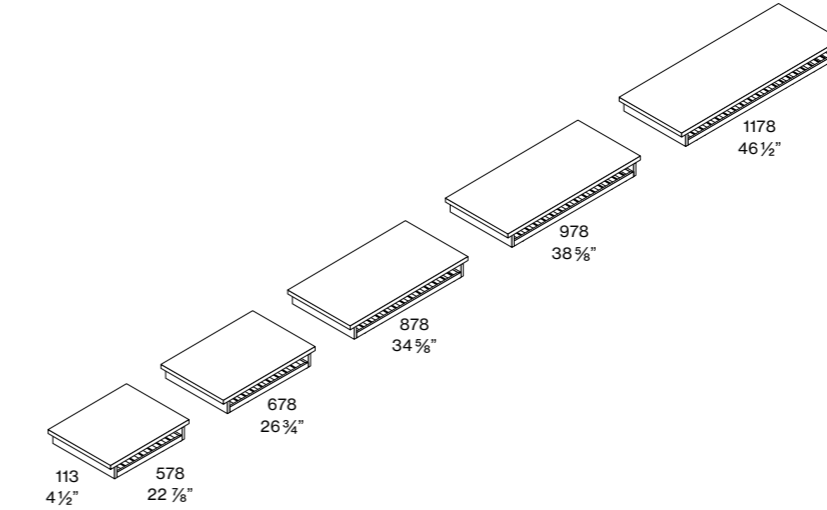


### Floor-standing storage units

14 mm thick carcass in Melamine, Silcolak, Wood, Wood Selection. To be completed with a shelf for use as a drawer top and its brackets.

### Ripiano con portapantaloni estraibile

Ripiano e fianchi in finitura. Struttura portapantaloni in alluminio.



### Shelf with pull-out trouser-holder

Shelf and side panels in finish. Trouser holder structure in aluminium.

Esempi di allestimento  
Configuration examples

**Per cassettiera L 578 mm**  
Cassetti in Nobilitato, Silcolak, Legno,  
Legno Selection

**For 22 3/4" drawer unit**  
Drawers in Melamine, Silcolak, Wood,  
Wood Selection



**Per cassettiera L 578 mm**  
Cassetti in Nobilitato, Silcolak, Legno,  
Legno Selection

**For 22 3/4" drawer unit**  
Drawers in Melamine, Silcolak, Wood,  
Wood Selection



**Per cassettiera L 878 mm**  
Cassetti in Nobilitato, Silcolak, Legno,  
Legno Selection

**For 34 3/8" drawer unit**  
Drawers in Melamine, Silcolak, Wood,  
Wood Selection



**Per cassettiera L 878 mm**  
Cassetti in Nobilitato, Silcolak, Legno,  
Legno Selection

**For 34 3/8" drawer unit**  
Drawers in Melamine, Silcolak, Wood,  
Wood Selection



**Per cassettiera L 1178 mm**  
Cassetti in Nobilitato, Silcolak, Legno,  
Legno Selection

**For 46 3/8" drawer unit**  
Drawers in Melamine, Silcolak, Wood,  
Wood Selection



**Per cassettiera L 1178 mm**  
Cassetti in Nobilitato, Silcolak, Legno,  
Legno Selection

**For 46 3/8" drawer unit**  
Drawers in Melamine, Silcolak, Wood,  
Wood Selection



**Nobilitato  
Melamine-coated**

				
601 Bianco Mel Mel white	606 Olmo Elm wood	610 Larice termico Thermo-treated larch wood	611 Noce canaletto Canaletto walnut	615 Rovere chiaro Light oak

**Easylak+**

	
506 Bianco Cortina Cortina white	507 Grigio Leeds Leeds grey






**Silcolak**






				
521 Bianco Siberia Siberia white	522 Bianco Paros Paros white	523 Ostrica Oyster-pearl	524 Grigio Luton Luton grey	525 Ghiaia Gravel grey


				
526 Fieno Hay	527 Corda Rope-colour	528 Limo Silt	529 Ardesia Slate grey	530 Abisso Abyss black

		
531 Nero intenso Jet black	532 Verde Myrtus Myrtus green	533 Rosso Ribes Ribes red

**Ecolak**

				
510 Bianco Artico Arctic white	511 Bianco caldo Bright white	129 Magnolia Magnolia	513 Nuvola Cloud colour	024 Ciottolo Pebble grey






				
512 Avena Oat colour	025 Écru Écru	023 Fango Mud	515 Basalto Basalt grey	517 Carbone Charcoal





027 Nero Black

**Legno  
Wood**



				
049 Rovere Oak	033 Rovere cenere Ash-grey oak	076 Rovere grafite Grey-graphite oak	150 Rovere bianco alpino Alpine white oak	369 Rovere Naturale Natural Oak

**Legno Selection  
Wood Selection**

				
049 Rovere American elm	093 Noce canaletto U.S. Canaletto walnut U.S.	101 Rovere affumicato Smoked oak	334 Ecowood Xilo 2.0 planked sand (18.22)	335 Ecowood Xilo 2.0 Planked Grey (18.23)

		
336 Ecowood Xilo 2.0 striped black (18.04)	346 Ecowood Indian rosewood (10.23)	347 Ecowood Datuk ebony (10.44)

**Alluminio  
Aluminium**

	
083 Alluminio bronzato Bronzed aluminium	084 Alluminio anodizzato nero Black anodised aluminium

**Vetro  
Glass**

	
820 Extralight trasparente Transparent Extralight	815 Trasparente fumè grigio Transparent smoky grey

ANTIBES, design Piero Lissoni

# ANTIBES


## Cassettiera ad isola

### Freestanding drawer island units



Una presenza dalle funzioni pratiche ed estetiche. Le cassettiere a isola pensate per Antibes possono essere mono o bifrontali, anche su basamento in tubolare di metallo. I cassetti, con apertura a pressione, sono proposti nelle varie finiture a listino, incluso il rivestimento a specchio, ed essere abbinati a vani a giorno con vassoi estraibili.

A presence with both practical and aesthetic functions. The island drawer units designed for Antibes can be single- or double-sided and are also available with a tubular metal base. The push-to-open drawers come in a variety of finishes from the catalogue, including mirrored surfaces, and can be combined with open compartments featuring pull-out trays.





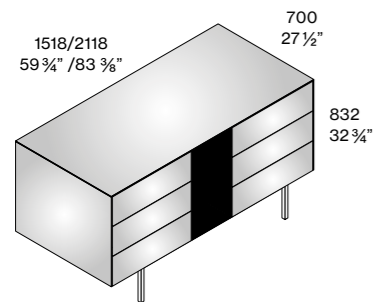
## Cassettiere monofrontali Single-sided drawer units

### Cassettiera ad isola monofrontale

Struttura e cassetti in Nobilitato, Silcolak, Legno, Legno Selection. Rivestimento in finitura specchio. Cassetti con apertura a pressione tip-on. Basamento in tubolare di metallo verniciato.

### Single-sided drawer units

Carcass and drawers in Melamine, Silcolak, Wood, Wood Selection. Covering in mirror finish. Drawers with tip-on push opening. Painted tubular metal base.

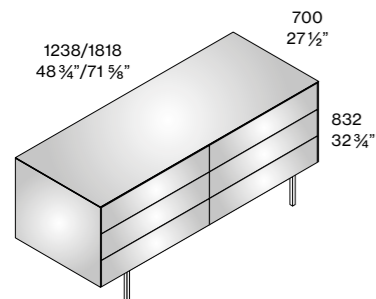


### Cassettiera ad isola monofrontale

Struttura e cassetti in Nobilitato, Silcolak, Legno, Legno Selection. Rivestimento in finitura specchio. Cassetti con apertura a pressione tip-on. Basamento in tubolare di metallo verniciato.

### Single-sided drawer units

Carcass and drawers in Melamine, Silcolak, Wood, Wood Selection. Covering in mirror finish. Drawers with tip-on push opening. Painted tubular metal base.

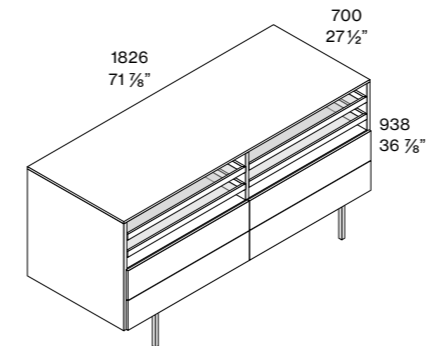


### Cassettiera ad isola monofrontale

Struttura e cassetti in Nobilitato, Silcolak, Legno, Legno Selection. Cassetti con apertura a pressione tip-on. Basamento in tubolare di metallo verniciato. Vassoi estraibili con telaio in profilo estruso alluminio fondo in vetro.

### Single-sided drawer units

Carcass and drawers in Melamine, Silcolak, Wood, Wood Selection. Drawers with tip-on push opening. Painted tubular metal base. Pull-out trays with frame in extruded aluminium profile and glass bottom.

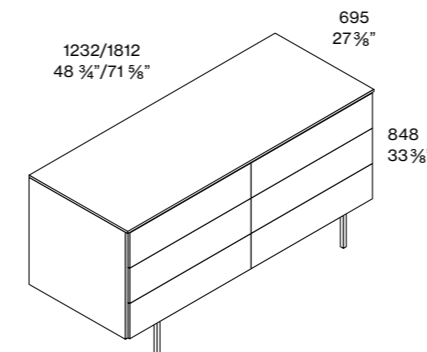


### Cassettiera ad isola monofrontale

Struttura e cassetti in Nobilitato, Silcolak, Legno, Legno Selection. Cassetti con apertura a pressione tip-on. Basamento in tubolare di metallo verniciato.

### Single-sided drawer units

Carcass and drawers in Melamine, Silcolak, Wood, Wood Selection. Drawers with tip-on push opening. Painted tubular metal base.



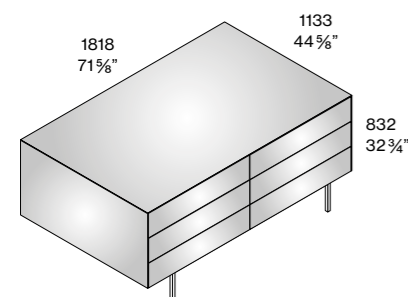
## Cassettiere bifrontali Double-sided drawer units

### Cassettiere bifrontali

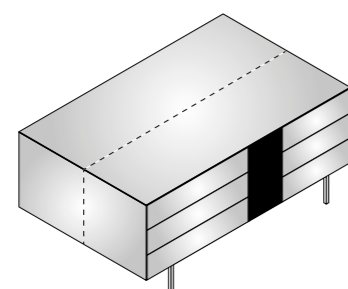
Struttura e cassetti in Nobilitato, Silcolak, Legno, Legno Selection. Rivestimento in finitura specchio Cassetti con apertura a pressione tip-on. Basamento in tubolare di metallo verniciato.

### Double-sided drawer units

Carcass and drawers in Melamine, Silcolak, Wood, Wood Selection. Covering in mirror finish Drawers with tip-on push opening. Painted tubular metal base.



Lato A  
Side A



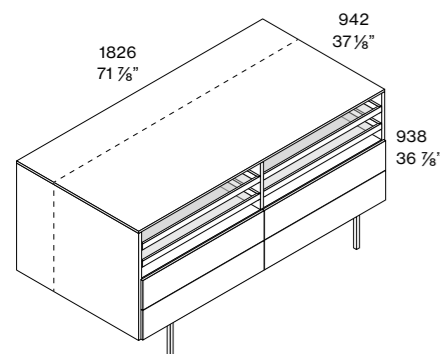
Lato B  
Side B

### Cassettiere bifrontali

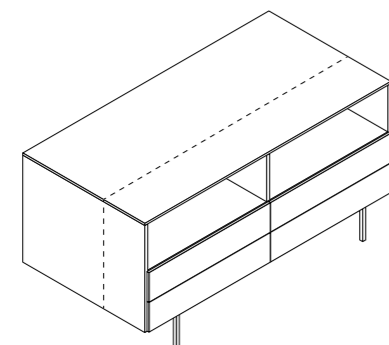
Struttura e cassetti in Nobilitato, Silcolak, Legno, Legno Selection. Cassetti con apertura a pressione tip-on. Basamento in tubolare di metallo verniciato. Vassoi estraibili con telaio in profilo estruso alluminio fondo in vetro.

### Double-sided drawer units

Carcass and drawers in Melamine, Silcolak, Wood, Wood Selection. Drawers with tip-on push opening. Painted tubular metal base. Pull-out trays with frame in extruded aluminium profile and glass bottom



Lato A  
Side A



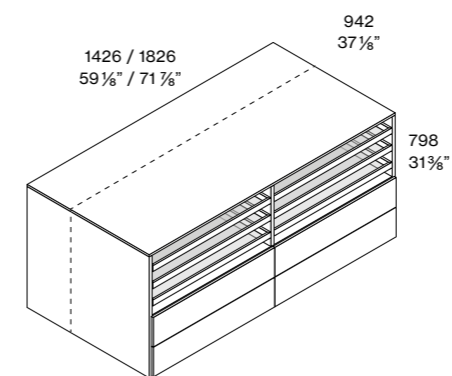
Lato B  
Side B

### Cassettiere bifrontali

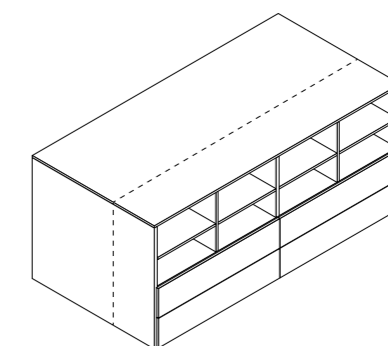
Struttura e cassetti in Nobilitato, Silcolak, Legno, Legno Selection. Cassetti con apertura a pressione tip-on. Vassoi estraibili con telaio in profilo estruso alluminio fondo in vetro.

### Double-sided drawer units

Carcass and drawers in Melamine, Silcolak, Wood, Wood Selection. Drawers with tip-on push opening. Pull-out trays with frame in extruded aluminium profile and glass bottom








Lato A  
Side A








Lato B  
Side B

**Nobilitato  
Melamine-coated**

				
601 Bianco Mel Mel white	606 Olmo Elm wood	610 Larice termico Thermo-treated larch wood	611 Noce canaletto Canaletto walnut	615 Rovere chiaro Light oak









**Silcolak**

				
521 Bianco Siberia Siberia white	522 Bianco Paros Paros white	523 Ostrica Oyster-pearl	524 Grigio Luton Luton grey	525 Ghiaia Gravel grey
				
526 Fieno Hay	527 Corda Rope-colour	528 Limo Silt	529 Ardesia Slate grey	530 Abisso Abyss black
				
531 Nero intenso Jet black	532 Verde Myrtus Myrtus green	533 Rosso Ribes Ribes red		

**Legno  
Wood**

				
049 Rovere Oak	033 Rovere cenere Ash-grey oak	076 Rovere grafite Grey-graphite oak	150 Rovere bianco alpino Alpine white oak	369 Rovere naturale Natural oak



**Legno Selection  
Wood Selection**

				
337 Olmo americano American elm	093 Noce canaletto U.S. Canaletto walnut U.S.	101 Rovere affumicato Smoked oak	334 Ecowood Xilo 2.0 planked sand (18.22)	335 Ecowood Xilo 2.0 planked grey (18.23)
				
336 Ecowood Xilo 2.0 striped black (18.04)	346 Ecowood Indian rosewood (10.23)	347 Ecowood Datuk ebony (10.44)		

**Vetro  
Glass**

	
820 Extralight trasparente Transparent Extralight	815 Trasparente fumè grigio Transparent smoky grey

**Vetro  
Glass**

	
Specchio Mirror	Specchio caffè Coffee mirror

**Paperstone®**


Nero Black

**Alluminio  
Aluminium**

	
083 Alluminio bronzato Bronzed aluminium	084 Alluminio anodizzato nero Black anodised aluminium



ABENTIS, design Piero Lissoni

# ABENTIS

## Cassettiera modulare

### Modular drawer unit

Abentis è la cassettera Boffi pensata per essere collocata sia a centro stanza che a parete. Un elemento d'arredo progettato per rispondere alle esigenze di funzionalità e organizzazione degli spazi, combinando design essenziale e versatilità compositiva. La struttura alterna vani a giorno in legno impiallacciato a cassetti e contenitori con apertura tip-on, disponibili in nobilitato, essenza o laccato. Le molteplici dimensioni e configurazioni possibili rendono Abentis un sistema flessibile. Completano la proposta le raffinate finiture e i rivestimenti personalizzabili, tra cui top in pregiate pelli, per un'estetica ricercata e contemporanea.

Abentis is the Boffi drawer unit designed to be placed either in the center of the room or against a wall. A furnishing element created to meet the needs of functionality and space organization, it combines essential design with compositional versatility. The structure alternates open compartments in veneered wood with drawers and containers featuring a tip-on opening system, available in melamine, wood veneer, or lacquered finishes. Its wide range of sizes and configurations makes Abentis a highly flexible system. The collection is completed with refined finishes and customizable coverings, including tops in fine leathers, for a sophisticated and contemporary aesthetic.



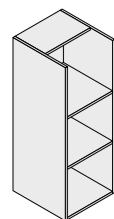


**Moduli L 300 mm**

Vano a giorno realizzato in finitura Legno, Legno Selection.  
L 300 mm  
P 345 mm

**Modules 11 3/4"**

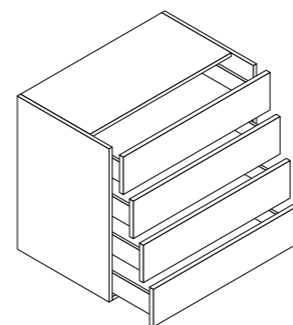
Open compartment in Wood, Wood Selection  
W 11 3/4"  
D 13 5/8"



**Moduli L 900 mm**

Cassettiera  
Struttura e cassetti in Nobilitato, Silcolak, Legno, Legno Selection. Cassetti con apertura a pressione tip-on.  
L 900 mm, P 395/575 mm

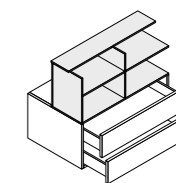
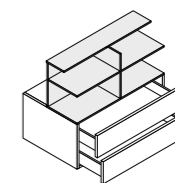
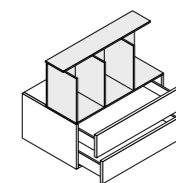
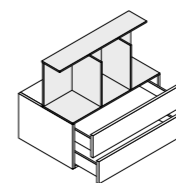
Vano a giorno realizzato in finitura Legno, Legno Selection.  
L 900 mm  
P 325 mm



**Modules 35 3/8"**

Chest of drawers  
Carcass and drawers in Melamine, Silcolak, Wood, Wood Selection. Drawers with tip-on push-opening mechanism.  
W 35 3/8", D 15 1/2" / 22 5/8"

Open compartment in Wood, Wood Selection  
W 35 3/8"  
D 12 3/4"



Modulo iniziale/singolo  
Starter/single module

Modulo aggiuntivo  
Add-on module

Modulo iniziale/singolo  
Starter/single module

Modulo aggiuntivo  
Add-on module

**Moduli L 600 mm**

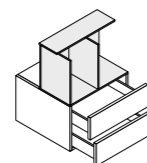
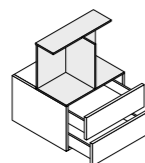
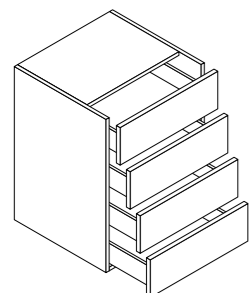
Cassettiera  
Struttura e cassetti in Nobilitato, Silcolak, Legno, Legno Selection. Cassetti con apertura a pressione tip-on. L 600 mm, P 395/575 mm

Vano a giorno realizzato in finitura Legno, Legno Selection.  
L 600 mm  
P 325 mm

**Modules 23 5/8"**

Chest of drawers  
Carcass and drawers in melamine, Silcolak, Wood, Wood Selection. Drawers with tip-on push-opening mechanism.  
W 23 5/8", D 15 1/2" / 22 5/8"

Open compartment in Wood, Wood Selection  
W 23 5/8"  
D 12 3/4"



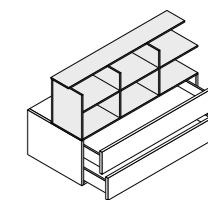
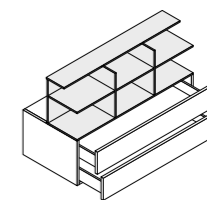
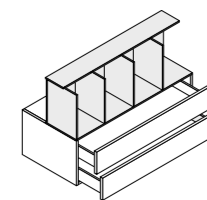
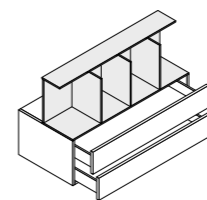
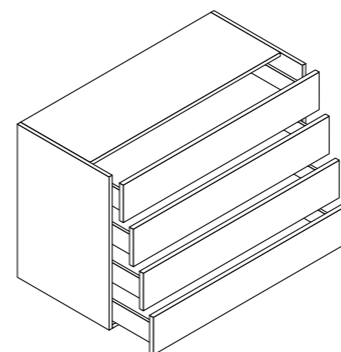
Modulo iniziale/singolo  
Starter/single module

Modulo aggiuntivo  
Add-on module

**Moduli L 1200 mm**

Cassettiera  
Struttura e cassetti in Nobilitato, Silcolak, Legno, Legno Selection. Cassetti con apertura a pressione tip-on.  
L 1200 mm, P 395/575 mm

Vano a giorno realizzato in finitura Legno, Legno Selection.  
L 1200 mm  
P 325 mm



Modulo iniziale/singolo  
Starter/single module

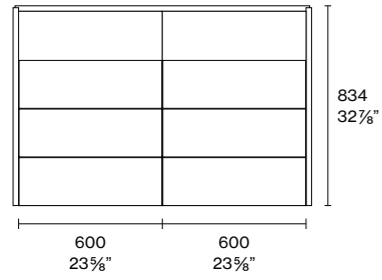
Modulo aggiuntivo  
Add-on module

Modulo iniziale/singolo  
Starter/single module

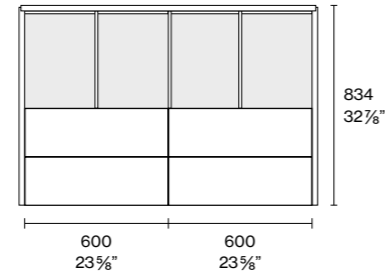
Modulo aggiuntivo  
Add-on module

Esempi di composizione  
Composition examples


L 1200 mm – W 47 1/4"



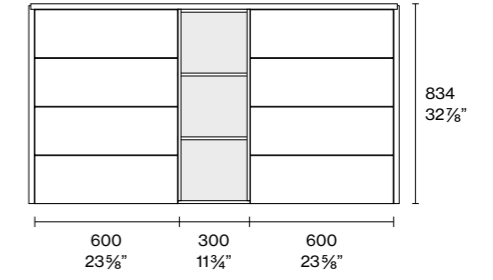
L 1200 mm – W 47 1/4"



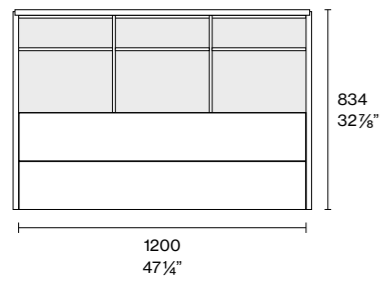
L 1500 mm – W 59"



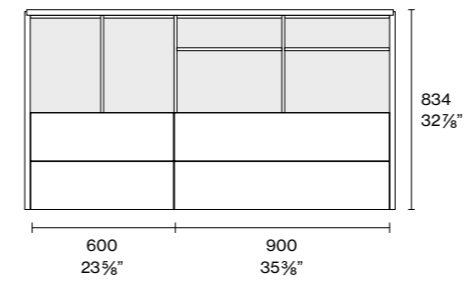
L 1500 mm – W 59"



L 1200 mm – W 47 1/4"

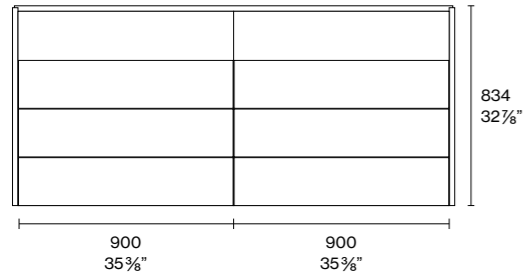


L 1500 mm – W 59"

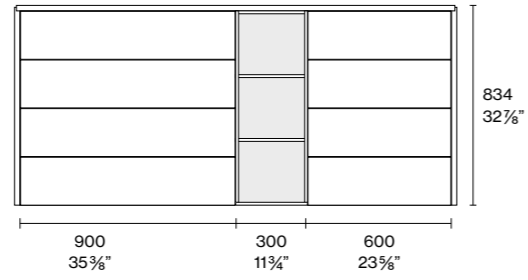


Esempi di composizione  
Composition examples

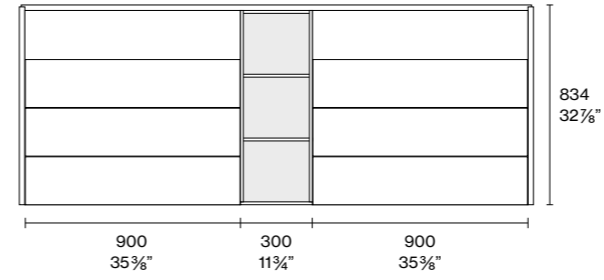
L 1800 mm – W 70 7/8”



L 1800 mm – W 70 7/8”



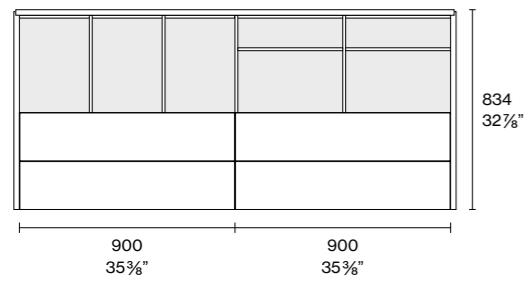
L 2100 mm – W 82 5/8”



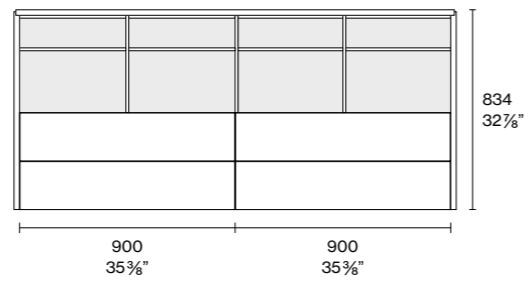
L 2400 mm – W 94 1/2”



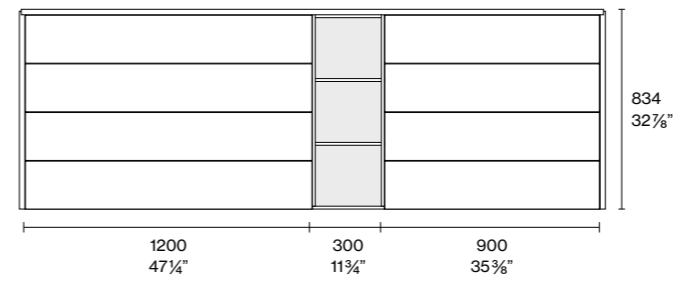
L 1800 mm – W 70 7/8”



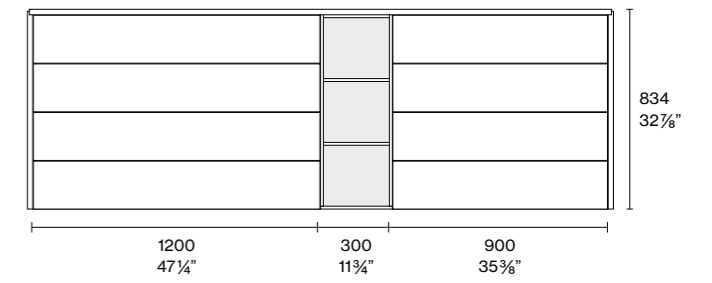
L 1800 mm – W 70 7/8”



L 2400 mm – W 94 1/2”



L 2400 mm – W 94 1/2”



## Esempi di allestimento Configuration examples

---

### Per cassetiera L 578 mm

Cassetti in Nobilitato, Silcolak, Legno,  
Legno Selection

### For 22 3/4" drawer unit

Drawers in Melamine, Silcolak, Wood,  
Wood Selection



---

### Per cassetiera L 878 mm

Cassetti in Nobilitato, Silcolak, Legno,  
Legno Selection

### For 34 3/8" drawer unit

Drawers in Melamine, Silcolak, Wood,  
Wood Selection



---

### Per cassetiera L 1178 mm

Cassetti in Nobilitato, Silcolak, Legno,  
Legno Selection

### For 46 3/8" drawer unit

Drawers in Melamine, Silcolak, Wood,  
Wood Selection








**Nobilitato  
Melamine-coated**






	
606 Olmo Elm wood	610 Larice termico Thermo-treated larch wood




**Easylak+**

	
506 Bianco Cortina Cortina white	507 Grigio Leeds Leeds grey






**Lasermat**






				
183 Bianco Kos Kos white	178 Bianco Malè Malè white	179 Beige Luxor Luxor beige	187 Beige Arizona Arizona beige	184 Grigio Efeso Efeso grey




				
202 Grigio Antrim Antrim grey	181 Grigio Londra Londra grey	188 Verde Comodoro Comodoro green	189 Rosso Jaipur Jaipur red	185 Grigio Bromo Bromo grey

		
203 Blu Fes Fes blue	186 Cacao Orinoco Orinoco cocoa	182 Nero Ingo Ingo black






**Silcolak**






				
521 Bianco Siberia Siberia white	522 Bianco Paros Paros white	523 Ostrica Oyster-pearl	524 Grigio Luton Luton grey	525 Ghiaia Gravel grey


				
526 Fieno Hay	527 Corda Rope-colour	528 Limo Silt	529 Ardesia Slate grey	530 Abisso Abyss black

		
531 Nero intenso Jet black	532 Verde Myrtus Myrtus green	533 Rosso Ribes Ribes red

**Ecolak**

				
510 Bianco artico Arctic white	511 Bianco caldo Bright white	129 Magnolia Magnolia	513 Nuvola Cloud colour	024 Ciottolo Pebble grey

				
512 Avena Oat colour	025 Écru Écru	023 Fango Mud	515 Basalto Basalt grey	517 Carbone Charcoal








027  
Nero  
Black

**Legno  
Wood**






				
049 Rovere Oak	033 Rovere cenere Ash-grey oak	076 Rovere grafite Grey-graphite oak	150 Rovere bianco alpino Alpine white oak	369 Rovere naturale Natural oak




**Legno Selection  
Wood Selection**

				
337 Olmo americano American elm	093 Noce canaletto U.S. Canaletto walnut U.S.	101 Rovere affumicato Smoked oak	334 Ecowood Xilo 2.0 planked sand (18.22)	335 Ecowood Xilo 2.0 planked grey (18.23)

		
336 Ecowood Xilo 2.0 striped black (18.04)	346 Ecowood Indian rosewood (10.23)	347 Ecowood Datuk ebony (10.44)



**Clay**

				
551 Hydra	555 Andromeda	552 Columbia	553 Pegaso	554 Lyra

		
556 Sirio	557 Ara	558 Orion

**Poliestere  
Polyester**

				
003 Bianco White	024 Ciottolo Pebble grey	005 Grigio RAL 7038 Grey RAL 7038	107 Rosso Petra Petra red	393 Grigio elegante Elegant grey






	
113 Verde Caligo Caligo green	394 Grigio bosco Forest grey




**Easy Metals**

				
540 Argento Style Silver Style	541 Zinco Glam Zinc Glam	542 Ferro Luxury Iron Luxury	543 Rame Dark Copper Dark	544 Piombo Class Lead Class

**Metals  
Metals**

				
198 Bianco White	934 Aluminium Aluminium	197 Zinco+ Zinc+	196 Rame+ Copper+	195 Ottone vintage Vintage brass

				
191 Piombo Lead	192 Titanio Titanium	490 Rame Rayé Copper Rayé	492 Ottone Rayé Brass Rayé	495 Bronzo antico Rayé Antique bronze Rayé

		
494 Bronzo Rayé Bronze Rayé	491 Piombo Rayé Lead Rayé	493 Ottone bronzato Rayé Bronzed brass Rayé

**Pelle rigenerata  
Bonded leather**

	
581 Talpa Taupe	582 Antracite Anthracite grey

## Credits

### MAKE YOUR PROJECT 2025

Creative Direction  
Boffi | DePadova

### CATALOGUE

Creative Direction  
Davies Costacurta

Graphic Design  
Studio Costacurta

Styling  
Greta Cevenini

Set design and rendering  
Nudesign

Each Boffi product is made in Italy in accordance with ISO 9001:2015 regulations. The ISO 14001:2015 standards ensure the environmental impact at every stage of production. The quality and environmental policies provide continuous improvement actions that involve the entire organization. Boffi products are guaranteed for 3 years, as of the date of the guarantee certificate issue.

Some products shown in this catalogue may not be in the Boffi product listing. Modifications and improvements to products could vary from the solutions presented.

This technical catalogue has been conceived as a practical and comprehensive tool to support architects, designers, and industry professionals in the use and customization of the Antibes system in all its variations. A complete and modular solution that goes far beyond simple storage: from walk-in wardrobes to living systems, from freestanding drawer units to boiserie panels, each component is carefully designed to integrate seamlessly into both residential and contract settings.